

# HERITAGE COUNTS 2012

## NORTH WEST

Heritage Counts 2012 is the eleventh annual survey of the state of England's historic environment. It is prepared by English Heritage on behalf of the North West Historic Environment Forum. This year the theme for Heritage Counts is resilience in the historic environment. Visitors to the Heritage Counts website can download the research commissioned to support this year's report and access the full set of local statistics and maps detailing the historic environment for the North West, including asset data, funding information, employment numbers and visitor figures. Many of these indicators were first reported in 2002, so this year also marks 10 years of Heritage Counts indicators. Further analysis has been carried out on some of the key indicators to identify changes and trends in the last ten years.

## HERITAGE AND RESILIENCE

This year, Heritage Counts focuses on resilience: the ability of heritage organisations to cope with issues that affect them. Although prompted by the current economic climate, the research found that the resilience evident in the organisations studied predates the current difficulties, suggesting that resilient organisations have a long history of change and adaptation. The research identified barriers to resilience which might make it difficult for organisations to adapt to a changing climate. It looks at a sample of heritage organisations that have adapted in a range of ways, and identifies how these changes can be applied across other organisations in the sector. Please see the national Heritage Counts 2012 report for more detail.

[www.heritagecounts.org.uk](http://www.heritagecounts.org.uk)

## Ten Years of Heritage Counts

The 'State of the Historic Environment Report 2002' (SHER) was produced in response to a government request that an annual cycle of reporting be made in order to better understand (and therefore manage) the historic environment. There are a number of major changes from that first report – and looking back has also enabled the identification of a number of trends affecting the historic environment.

The SHER report suggested a number of indicators that could be used in future years. Whilst some of them, such as the assets figures in the table below, have been monitored annually, there is limited annual information available on the economic impact of heritage regionally. During the past decade the one major survey on this was carried out for the North West Development Agency (NWDA) in 2010 by Amion Consulting. It found that the historic environment contributed £1.6bn to the regional economy and employed over 33,000 people – making it a significant contribution to the regional economy.

## Resilience: North West Film Archive

The North West Film Archive (NWFA) is run by Manchester Metropolitan University, and was set up 35 years ago to explore the history of the region's film and cinema industries. Following discussions with Manchester City Council, the archive will relocate to the Manchester Central Library as part of a wider initiative called Archives+. The project aims to create an archive centre of excellence in the heart of Manchester. It provides an example of how sharing facilities can create opportunities for improved delivery of heritage services.

The NWFA are involved in the planning and design of the new space in the Central Library. This will release the existing archive site for MMU and also strengthen its links with the City Council and engagement with the local community. For the City Council, the Archives+ scheme

should enhance the Library's offer and improve its chances of increasing visitor numbers. Film will bring in a different audience to the other archives, and by sharing services such as 'front-of-house', and merging digital and content management systems, this joint venture will provide a much improved visitor offer.

*Transformation of the Manchester Central library to incorporate the NW Film Archives*  
© English Heritage



## Understanding the Assets

The table below shows that in terms of the numbers of assets the picture has changed little over the past 10 years. Arguably, the most significant change in this region was the designation of Liverpool Mercantile City as a World Heritage Site in 2004. In terms of Grade II listed buildings and Conservation Areas, the change in numbers since 2002 is more a reflection of changes in counting methodologies rather than any significant change in numbers on the ground.

## Caring and Sharing

In general the level of planning applications in the North West over the last decade has reflected levels of economy activity – the number of applications in 2011/12 is down by 28% on 2001/02 – and 6% lower than last year. There is a similar pattern for applications for work on listed buildings – with consents again down 20% on the 2001/02 figure. Curiously, consents for demolition in conservation areas are the same as last year but up by 21% on 2001/02. Planning applications affecting parks and gardens generally are consistent over the last decade, with the exception of a peak couple of years in 2006 – 2008.

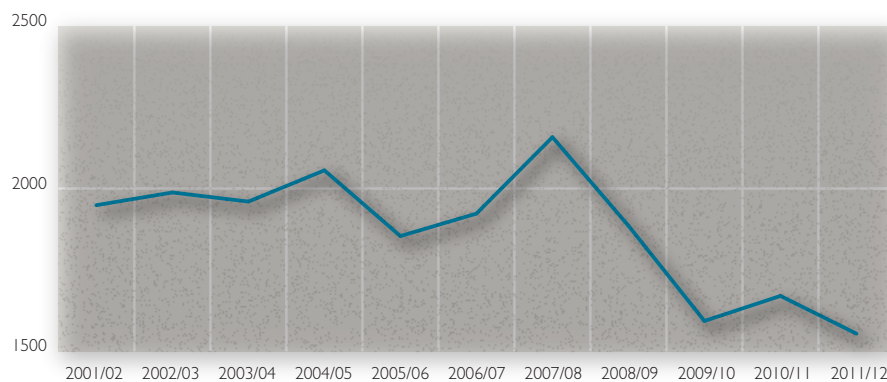
English Heritage (EH) has maintained a Buildings At Risk (BAR) register of Grade I and II\* buildings with the help of local authorities over the past decade. The general trend across the decade in the North West is of a 16% decrease from 134 entries to 109. The number has gone up in each of the last 2 years, however, from a low of 103 entries in 2008-10. The recent increase in the number of BARs may be because the easily-solved cases have now been dealt with. This could mean that the majority of what remains are the more problematic cases – made even more challenging by the recent recession. This region still has the second highest percentage of BARs in the country at 5.4%.

The most significant development in monitoring heritage at risk was the gradual addition since 2009, of all the heritage asset types, not just buildings. The data indicates that the North West

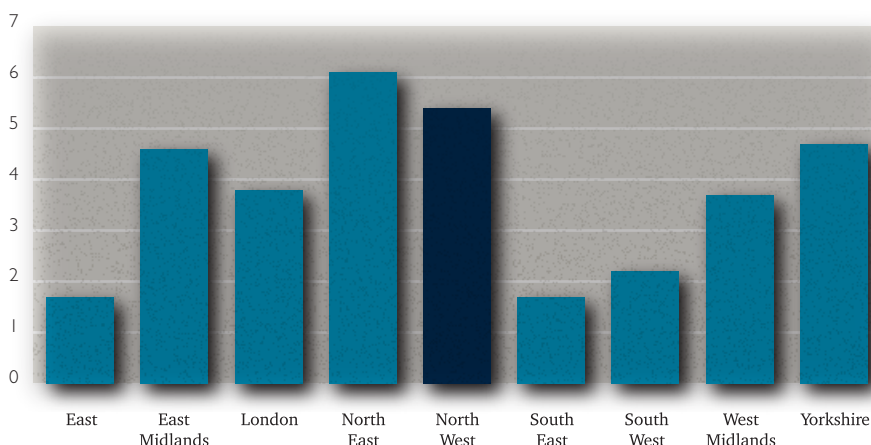
## North West Heritage Assets, 2002 and 2012

Heritage Assets	2002 Totals	2012 Totals
World Heritage Sites	0.5	1.5
Scheduled Monuments	1,309	1316
Listed Buildings Grade I	476	486
Listed Buildings Grade II*	1,529	1,533
Listed Buildings Grade II	23,790	23,504
Registered Parks and Gardens	123	133
Registered Battlefields	3	3
Listed Places of Worship (included in listed building totals above)	Unknown	1,303
Protected Ship Wrecks	0	0
Conservation Areas	674	865
Designated Museum Collections	Unknown	15
Accredited Museums	154	150
% Land in a National Park	18.4%	18.4%
% Land in an AONB	10.9%	10.9%

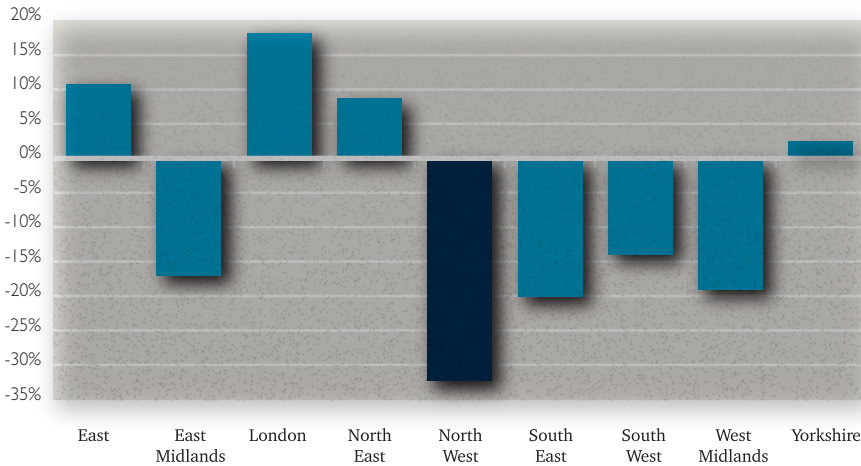
## Number of Listed Buildings Consents in the North West



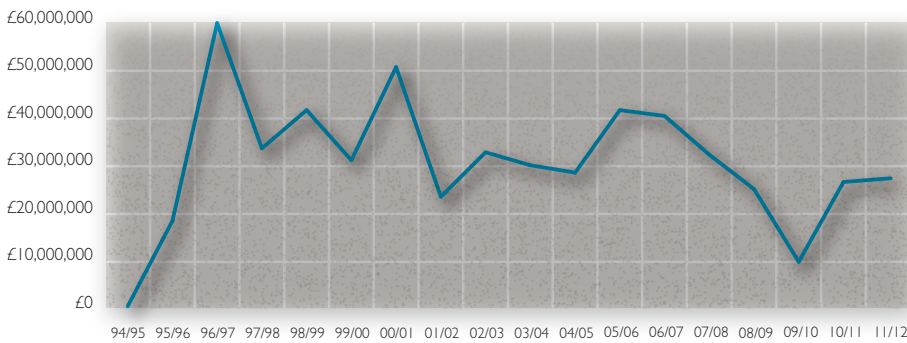
## Percentage of Grade I & II\* Buildings At Risk by Region 2012



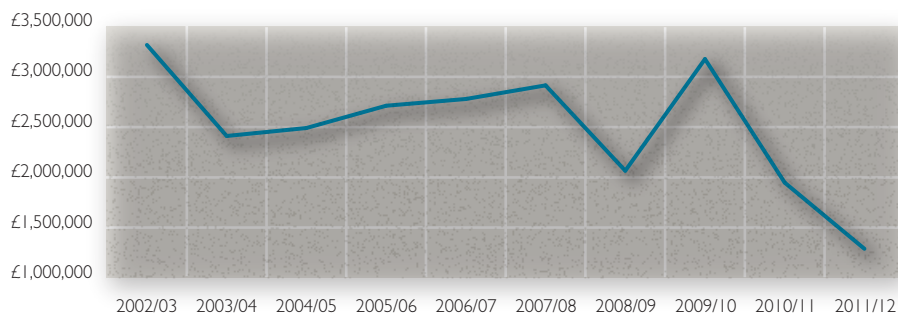
## Percentage Change in Total Local Authority Historic Environment Staff 2003-2012



## Value of HLF Awards Made in the North West



## Value of English Heritage Grants Paid out in the North West



has the highest proportion of conservation areas at risk in the country at 11%. For further information see [www.heritageatrisk.org.uk](http://www.heritageatrisk.org.uk)

Surveys from IHBC and ALGAO on the numbers of staff employed in conservation services in England in general show a more or less steady decline in numbers over the decade. Whilst capacity has gone up in some regions the North West had particularly

large falls– and from 2009 onwards the decline in our region has been the largest percentage fall with a reduction in staff of 37% (The fall between 2003 and 2012 is only slightly less as shown in the chart above). This is important as the management of the historic environment is assisted by having a skilled and trained workforce – particularly at conservation officer level.

To help raise the profile of the historic environment within local authorities, English Heritage has established a network of Heritage Champions during the past decade. Over 70% of our planning authorities now have a Heritage Champion and work is underway to provide further support and training to these local advocates.

One major piece of good news during the last decade has been the amount of money provided by the Heritage Lottery Fund (HLF); since it started in 1994, £556m in grants has been awarded in the North West. Over the past decade there has been a further £25m in grants from EH, mostly focussed on HAR, and £2.5m from Natural England via the environmental stewardship schemes.

## Using and Benefiting

Membership of heritage organisations has increased during the last decade – EH membership has gone up by 22% in the North West since 2006/7. Both the Institute of Historic Building Conservation and the Council of British Archaeology also report a steady increase in members. The Friends of the Historic Houses Association (HHA) in the region has seen a 25% increase since 2006. The largest heritage and conservation organisation in the region is the National Trust (NT), which now has over 372,000 members across the North West. It should be of no surprise that with an increasing membership, interest in heritage and visits to historic sites remains high in England and in this region.

Visits to EH sites in the region have declined over the past 5 years from 195,000 in 2006/7 to 165,000 last year (-19%). EH visits nationally were down last year by 5%; and 9% in the NW. NT visitor numbers are up by 53% in the region to 1.16m in the same period. Overall visits to historic sites owned by the NT, EH and HHA in the region over the decade have grown to over 3.2 million– making a significant contribution to the local economy.

New events and festivals continue in the historic environment, such as the RIBA ‘Love Architecture Festival’ which had 13,000 visitors to its 59 events in its first year this summer. Investments in the



visitor experience has seen an increase in visitor numbers at certain sites in the region – for example at Quarry bank Mill, the NT developed the gardens around the site and had an increase of around 30% in visitor numbers. At Dunham Massey visitor numbers rose by 51% following creation of a winter garden. This increase in visitor numbers in the first year has been maintained, so that visitor numbers are now at 223,556 compared to 118,493 before the work in 2008/09.

Overall visits to the 8 National Museums Liverpool sites have increased by 24% since the opening of the new Museum of Liverpool (which had 894,000 visitors in its first year of opening). Visits to Manchester museums and galleries have risen by 21% over the last year to 2.3million.

According to the national *Taking Part* survey 71% of adults visited a historic site at least once last year. Heritage Open Days (HODs) is an annual programme whereby historic sites not normally open are opened the public for free on one weekend in September. In 2011 there were 568 HODs events in the North West, 13% of the 4,500 events across the country. The public's positive impressions of heritage can be seen in Stockport MBC's annual survey of visitors to its HOD events. For example in 2011, 89% of respondents felt that 'learning about Stockport's history helps to make it a good place to live', and 93% of respondents 'agreed that arts and heritage help support regeneration in Stockport'. (Source: Esther Morrison, Stockport HODs review 2011).

The number and contribution of volunteers in the historic environment across the region is something that it would be good to increase information on in future. The only major study into this in the North West over the past decade was conducted by Blue Sky on behalf of the NWDA in 2010. It found that 87% of the historic venues surveyed used volunteers – and that for every 10 paid employees there were 25 volunteers. 96% of venue respondents reported that volunteers were critical to the success of their venue. The NT had over 7,000 volunteers contributing over 308,000 hours work to their sites

## Resilience: The People's History Museum, Manchester

The People's History Museum in Manchester has had a 58% increase in visitors since its reopening following major work. The Museum derives its origin from the Trade Union, Labour and Co-operative History Society. From the 1960s the society formed a small collection and between 1975 and 1986 ran a museum in Limehouse Town Hall in London. The collections were then placed in storage until the Greater Manchester authorities made a funding offer.

A new trust was created and the museum re-opened in 1990, initially at 103 Princess Street. In May 1994, new museum galleries were opened in the Pump House on Bridge Street. This is the only surviving Edwardian

hydraulic pumping station in the city and it used to supply power to warehouses, and even wound the Town Hall clock and raised the curtain at the Opera House. In October 2007 the museum closed to the public to allow for the start of a multi-million pound re-development scheme.

The new People's History Museum re-opened on 13 February 2010, displaying almost 1,500 objects including the largest number of Trade Union and other banners in the world. It also houses a unique archive containing the collections of the Labour Party, the Communist Party and other organisations. It continues to attract a higher proportion of international visitors than any other museum in the city. Last year it attracted almost 80,000 visitors to its collections and exhibitions and is now a vital and unique part of Manchester's cultural offer.

*The People's History Museum, Manchester.* © English Heritage



in the region in 2011/12. The National Museums in Liverpool have over 630 regular volunteers, and at Tatton Park in Cheshire there are 129 regular volunteers who contribute over 12,000 hours a year to help run the sites in the park. A better understanding of the numbers of volunteers, their host sites and the needs of both could lead to improved training, retention and a sharing of best practice in the visitor experience.

The full set of the regional data produced by English Heritage on behalf of the North West Regional Historic Environment Forum is available at [www.heritagecounts.org.uk](http://www.heritagecounts.org.uk)

If you would like this document in a different format, please contact our Customer Services department:

Telephone: 0870 333 1181  
Fax: 01793 414926  
Textphone: 01793 414878  
E-mail: [customers@english-heritage.org.uk](mailto:customers@english-heritage.org.uk)