

Commissioned by English Heritage  
on behalf of the National Heritage  
Protection Plan Advisory Board

National Heritage  
Protection Plan  
Review of Progress  
and Impact 2011-2015

Supplementary Report

NHPP Activities and  
Supporting Actions



7 Straiton View  
Straiton Business Park  
Loanhead, Midlothian EH20 9QZ  
T. 0131 440 6750  
F. 0131 440 6751  
E. [admin@jura-consultants.co.uk](mailto:admin@jura-consultants.co.uk)

[www.jura-consultants.co.uk](http://www.jura-consultants.co.uk)

## CONTENTS

Section	Page
1.0 Introduction	1.
2.0 Measure 1: Foresight	4
3.0 Measure 2: Strategic Threat Assessment and Response	7.
4.0 Measure 3: Recognition and Identification of Potential Resource	21.
5.0 Measure 4: Assessment of Character and Significance	26.
6.0 Measure 5: Protection of Significance	43.
7.0 Measure 6: Management of Planned Change in Historic Environment	51.
8.0 Measure 7: Managing Major Holdings of Historic Assets	58.
9.0 Measure 8: Help and Advice for Owners	62.
10.0 Supporting Action: Establishing Value	67.
11.0 Supporting Action: Building Capacity	70.
12.0 Supporting Action: Assessing Knowledge	76.
13.0 Supporting Action: Local Empowerment	79.
14.0 Supporting Action: Engaging with the Past	82.
15.0 Summary	85.

## 1.0 INTRODUCTION

This report is a supplement to the National Heritage Protection Plan Review of Progress and Impact 2011-2015. It presents an analysis of Section 10 of the online survey, which captured respondents' views on the plan's activities and supporting actions. The activities and supporting actions are detailed in Table 1.1 and Table 1.2 below. Respondents were asked to rate the significance they attached to these activities, selecting from the options of extremely important; very important; fairly important; not very important; and not at all important. Responses are reported in totals and split between organisational and individual responses.

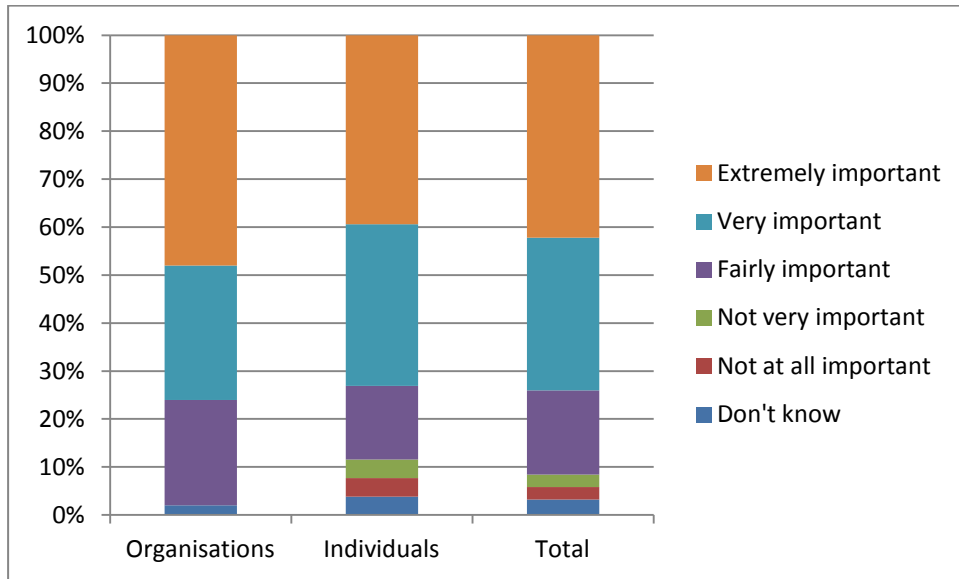
TABLE 1.1 ACTIVITIES	
Activity code	Activity name
1A1	Long-term trends and issues/ threats and opportunities assessment
1A2	Data-gathering and assessment
1B1	Review of Progress and Impact
2A1	Development Pressure
2A2	Carbon Challenge
2B1	Neglect
2B2	Heritage Crime
2B3	Recreational Activities
2C1	Major Environmental threats
2C2	Attritional Environmental threats
2D1	Agriculture and forestry impacts
2D2	Marine Exploitation
2D3	Energy generation
2D4	Mineral Extraction
2D5	Material Supply
2E1	Heritage management, conservation and craft skills shortage
2E2	Capacity-loss in local authorities
3A1	Unknown marine assets and landscapes
3A2	Coastal Survey
3A3	Deeply buried/subterranean survey
3A4	Non intrusive survey
3A5	Wetland Survey
4A1	Historic Town and suburbs
4A2	Later C20 Architecture
4A3	Ports, harbours, coastal settlements
4A4	Public and Civic buildings
4B1	Water management assets
4B2	Industry

TABLE 1.1 ACTIVITIES	
Activity code	Activity name
4B3	Transport
4C1	Sports and Leisure
4D1	Places of Worship
4D2	Cemeteries and churchyards
4E1	Battlefields
4E2	20 <sup>th</sup> century Military Heritage
4F1	Rural Buildings and landscapes
4F2	Field Systems
4G1	Pleistocene/Early Holocene Archaeology
4G2	Ploughzone Archaeology
4H1	Submerged heritage Assets and landscapes
5A1	Strategic Designation
5A2	Designation upgrade
5A3	Responsive Designation
5A4	Local Designation
5B1	Heritage Partnerships Agreements
5B2	Local Planning Tool kits
5B3	Developing marine heritage management structures
5C1	Enhancing Capabilities of HERs
6A1	Strategic planning frameworks
6A2	Early support for the management of change
6A3	Management of scheduled monuments
6A4	Decision-making in the planning process
6A5	Supporting care and management of listed places of worship
6A6	Supporting informed management of change in the marine environment
6B1	Strategic Condition Monitoring
7A1	Protecting EH properties: Asset Management Plan
7A2	EH properties change management
7A3	Securing Archives and Collections
7A4	Preserving artefacts and interiors
8A1	Reducing risk to heritage assets through expert advice
8A2	Building voluntary sector capacity to manage and conserve heritage assets
8A3	Reducing risks to heritage assets through repair grants
8A4	Reducing risk to heritage assets through acquisition and repair
8A5	Offsetting unavoidable loss of significance through knowledge dividend

TABLE 1.2 SUPPORTING ACTIONS	
A: Establishing Value	
A1: Sector intelligence research (alongside NHPP 1A3)	
A2: Research on perceptions and values	
A3: Research on economic values	
B: Building Capacity	
B1: Training and skills development	
B2: Direct capacity-building (support for posts etc)	
B3: Standards and Guidance development (alongside many NHPP Activities)	
B4: Research resources (frameworks, synthetic tools)	
B5: Methodological and Technical Development	
B6: Knowledge transfer (conferences, workshops, seminars)	
C: Accessing Knowledge	
C1: Developing better systems (networks, interoperability etc)	
C2: Developing new resources (eg SoL Online, ADS Grey Lit library, AIP etc)	
C3: Developing Local Authority resources	
D: Local Empowerment (for protection)	
D1: Community engagement development (networks, approaches)	
D2: Community toolkits (systems and guidance)	
D3: Celebrating excellence (awards and promotions)	
E: Engaging with the Past	
E1: Presentation and communication to promote protection	
E2: Participation and outreach	
E3: Philanthropy and public support	

2.0 Measure 1: Foresight

2.1 CHART 2.1: 1A1Foresight and threat/ opportunity assessment for the historic environment



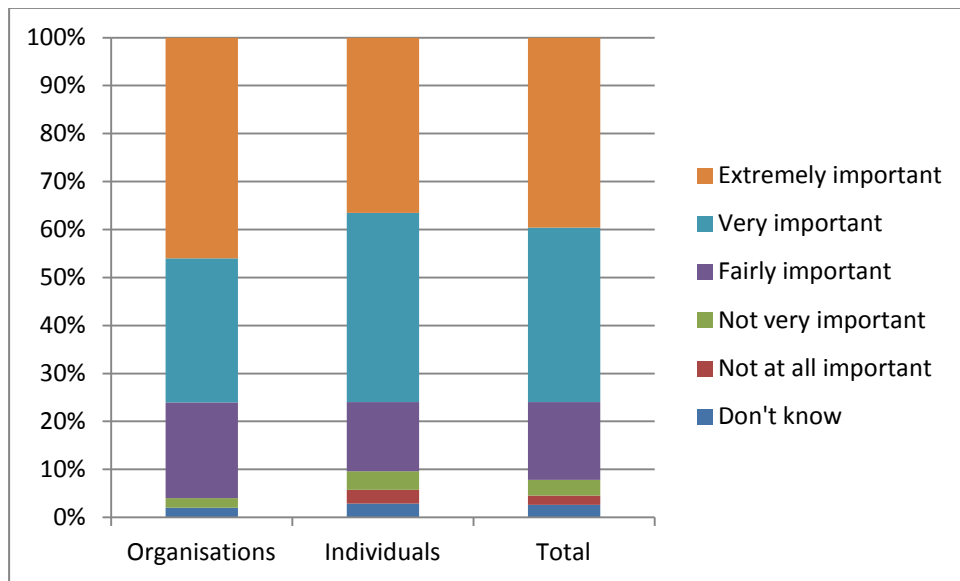
154 respondents rated this activity. Of these, 50 were organisations and 104 were individuals.

The majority of respondents (n=114, 74%) felt this activity was either 'very important' (n=49, 32%) or 'extremely important' (n=65, 42%). 27 respondents felt it was 'fairly important' (18%). Only eight respondents (6%) felt the activity was either 'not very important' (n=4, 3%) or 'not at all important' (n=4, 3%). Five respondents (5%) did not know.

Of the organisations, 76% (n=38) felt the activity to be extremely or very important. 22% (n=11) considered it to be fairly important, while no organisation felt it to not very or not at all important. 2% (n=1) did not know.

Of the individuals, 73.1% (n=76) felt this activity was extremely or very important. 15.4% (n=16) considered it to be fairly important, while 7.6% (n=8) felt it to be not very or not at all important. 3.8% (n=4) did not know.

2.2 CHART 2.2: 1A2 Data-gathering and assessment of priorities for understanding and protecting the historic environment



154 respondents rated this activity. Of these, 50 were organisations and 104 individuals.

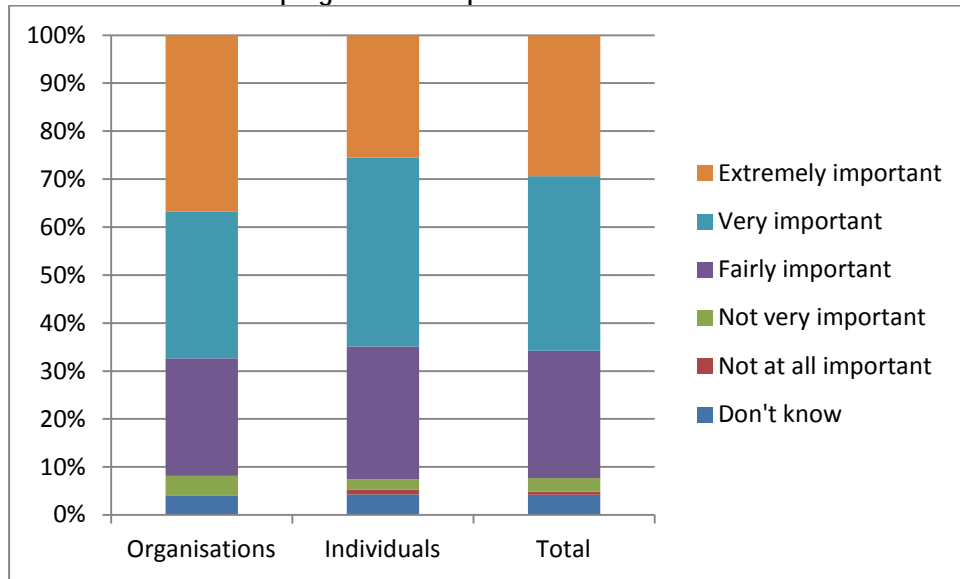
The majority of respondents (n=117, 76%) felt this activity was either 'very important' (n=56, 36%) or 'extremely important' (n=61, 40%). 25 respondents (16%) felt the activity was 'fairly important'. Only eight respondents (5%) felt the activity was either 'not very important' (n=5, 3%) or 'not at all important' (n=3, 2%). Four respondents (3%) did not know.

Of the organisations, 76% (n=38) considered this activity to be extremely or very important, and 20% (n=10) felt it to be fairly important. 2% (n=1) felt it to be not very important, though no organisation considered it to be not at all important. 2% (n=1) didn't know.

Of the individuals, 75.9% (n=79) felt this to be extremely or very important, while 14.4% (n=15) considered it to be fairly important. 6.7% (n=7) considered it to be not very or not at all important; 2.9% (n=3) did not know.



2.3 CHART 2.3: 1B1 Review of progress and impact



143 respondents rated this activity. Of these, 49 were organisations and 94 were individuals.

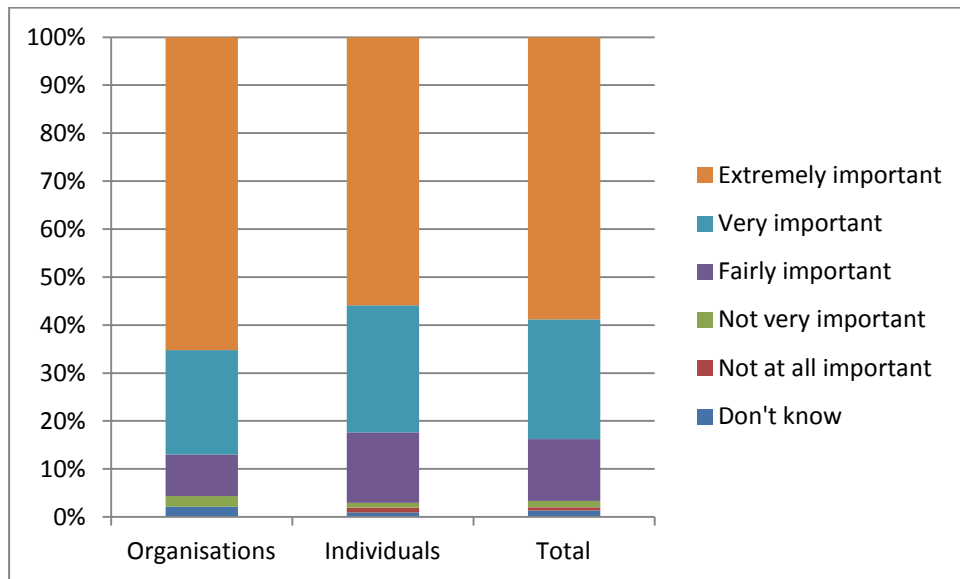
The majority (n=94, 65%) felt the activity was either 'very important' (n=52, 36%) or 'extremely important' (n=42, 29%). 38 respondents (27%) said the activity was 'fairly important'. Only five respondents (4%) said the activity was either 'not very important' (n=4, 3%) or 'not at all important' (n=1, 1%). Six respondents (4%) didn't know.

Of the organisations, 67.3% (n=33) considered this activity to be extremely or very important, while 24.5% (n=12) felt it to be fairly important. 4.1% (n=2) thought it to be not very important, though no organisations considered it to be not at all important. 4.1% (n=2) did not know.

Of the individuals, 64.9% (n=61) felt this to be extremely or very important, while 27.7% (n=26) considered it to be fairly important. 3.2% (n=3) felt it to be not very or not at all important, while 4.3% (n=4) did not know.

3.0 MEASURE 2: STRATEGIC THREAT ASSESSMENT AND RESPONSE

3.1 CHART 3.1 2A1 Development pressure



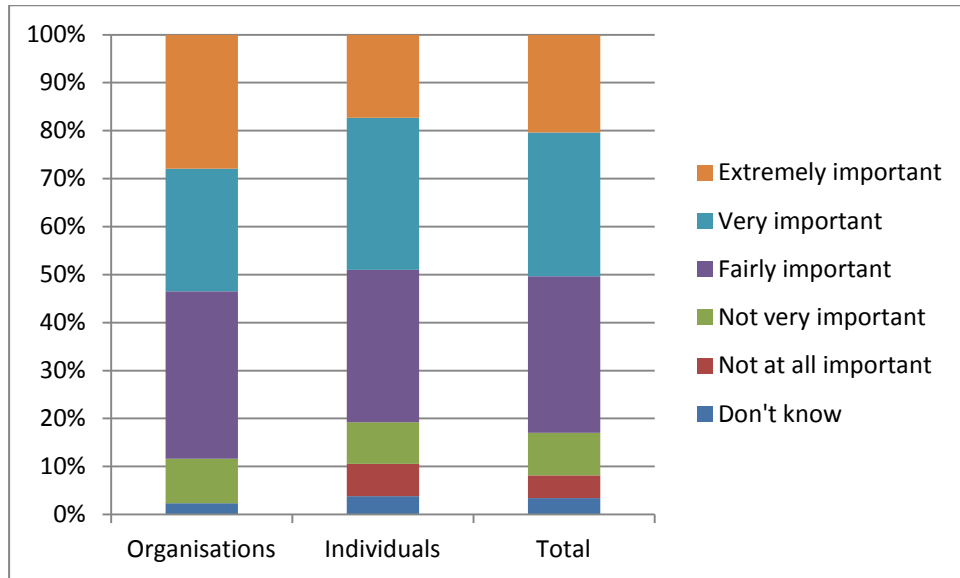
148 respondents rated this activity. Of these, 46 were organisations and 102 were individuals.

The majority of respondents (n=124, 84%) felt the activity was either 'very important' (n=37, 25%) or 'extremely important' (n=87, 59%). 19 respondents (13%) said the activity was 'fairly important'. Only three respondents felt the activity was either 'not very important' (n=2, 1%) or 'not at all important' (n=1, 1%). Only two respondents (1%) did not know.

Of the organisations, 86.7% (n=40) felt this to be extremely or very important, while 8.7% (n=4) considered it to be fairly important. 2.2% (n=1) thought it not very important, though no organisations considered it to be not at all important. 2.2% (n=1) did not know.

Of the individuals, 82.4% (n=84) felt this to be extremely or very important; 14.7% (n=15) felt it to be fairly important. 2% (n=2) felt it to be not very or not at all important. 1% (n=1) didn't know.

3.2 CHART 3.2: 2A2 Resolving impact of carbon challenge on built heritage



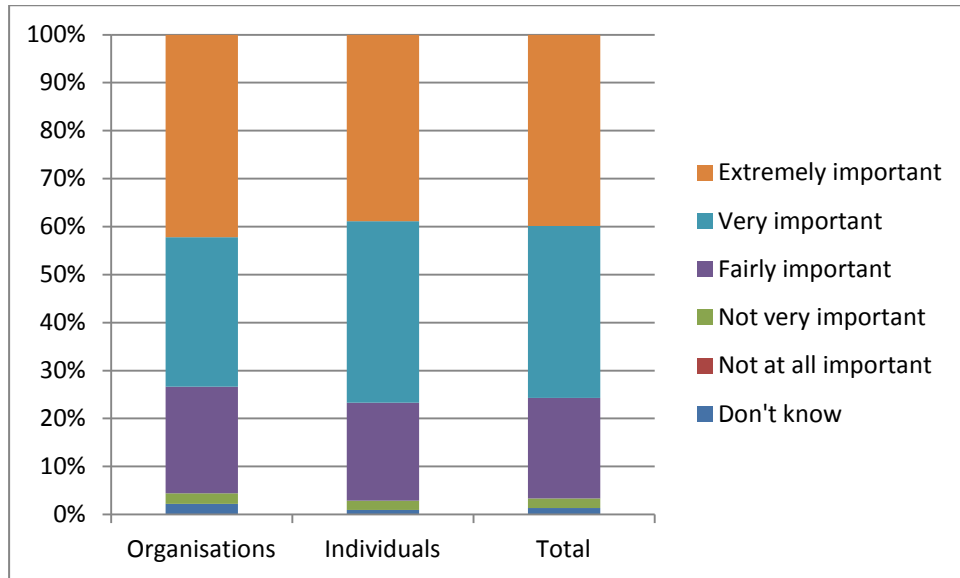
147 respondents rated this activity. Of these, 43 were organisations and 104 were individuals.

Half of respondents (n=74, 50%) felt the activity was either 'very important' (n=44, 30%) or 'extremely important' (n=30, 20%). 48 respondents (33%) felt the activity was 'fairly important'. 20 respondents (14%) felt the activity was either 'not very important' (n=13, 9%) or 'not at all important' (n=7, 5%). Five respondents (3%) did not know.

Of the organisations, 53.5% (n=23) felt this activity to be extremely or very important, while 34.9% (n=15) considered it to be fairly important. 9.3% (n=4) thought it to be not very important, though no organisation considered it to be not at all important. 2.3% (n=1) did not know.

Of the individuals, 49% (n=51) considered this to be extremely or very important, while 31.7% (n=33) felt it to be fairly important. 15.4% (n=16) thought it to be not very or not at all important, while 3.8% (n=4) didn't know.

3.3 CHART 3.3: 2B1 Tackling Neglect



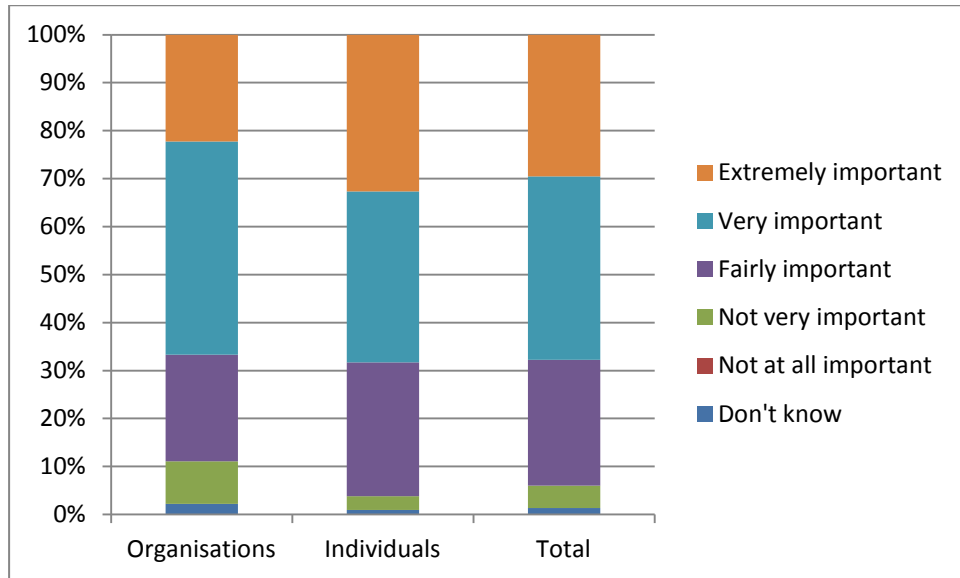
148 respondents rated this activity. Of these, 45 were organisations and 103 were individuals.

The majority of respondents (n=112, 76%) felt this activity was either 'very important' (n=53, 36%) or 'extremely important' (n=59, 40%). 31 respondents (21%) felt the activity was 'fairly important'; Only 3 respondents (2%) felt the activity was 'not very important'. None of the respondents felt the activity was not at all important. Two respondents (1%) did not know.

Of the organisations, 73.3% (n=33) felt it was extremely or very important and 22.2% (n=10) felt it was fairly important. 2.2% (n=1) felt it was not very important, and no respondent felt it was not at all important. 2.2% (n=1) didn't know.

Of the individuals, 76.7% (n=79) felt the issue was extremely or very important. 20.4% (n=21) felt it was fairly important, while 1.9% (n=2) felt it was not very important. No respondents felt it was not at all important, while 1% (n=1) didn't know.

3.4 CHART 3.4: 2B2 Heritage Crime



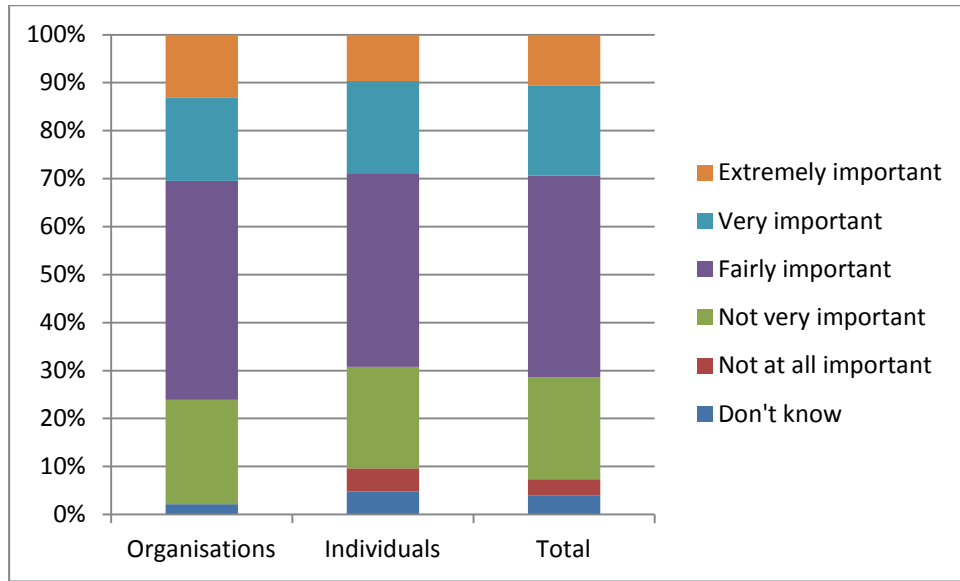
149 respondents rated this activity. 45 of these were organisations and 104 were individuals.

The majority of respondents (n=101, 68%) felt the activity was either 'very important' (n=57, 38%) or 'extremely important' (n=44, 30%). 39 respondents (26%) felt the activity was 'fairly important'. Seven respondents (5%) felt the activity was 'not very important'. None of the respondents thought the activity was 'not at all important'. Two respondents (1%) said they didn't know.

Of the organisations, 66.6% (n=30) felt it was very or extremely important. 22.2% (n=10) felt it was fairly important, and 8.9% (n=4) felt it was not very important. No respondents felt it was not at all important, while 2.2% (n=1) didn't know.

Of the individuals, 68.3% (n=71) felt it was very important or extremely important. 27.9% (n=29) felt it was fairly important, and 2.9% (n=3) felt it was not very important. No respondents felt it was not at all important and 1% (n=1) didn't know.

3.5 CHART3.5: 2B3 Recreational Activities



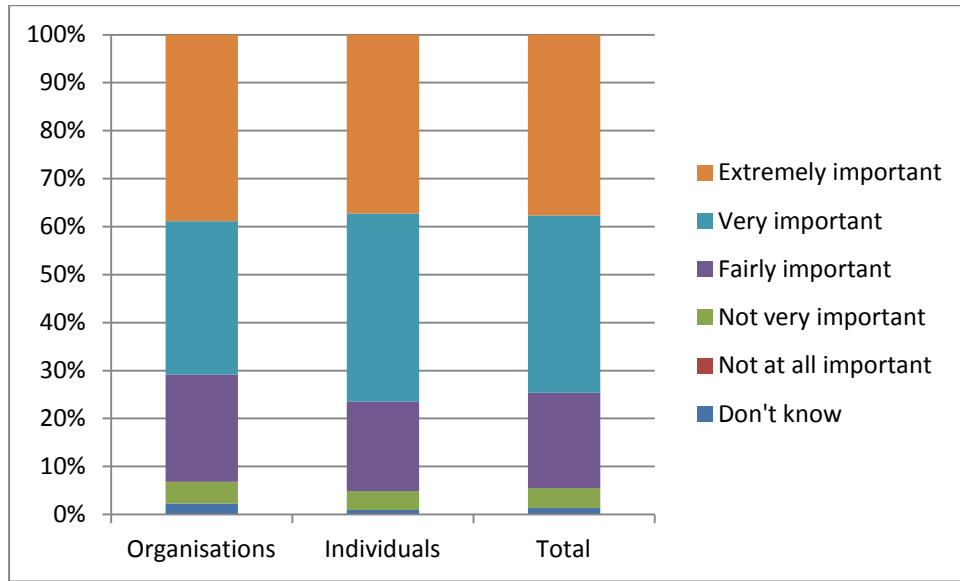
150 respondents rated this activity. Of these, 46 were organisations and 104 were individuals.

The relative majority of respondents (n=63, 42%) felt the activity was 'fairly important'. 44 respondents (30%) felt the activity was either 'very important (n=28, 19%) or 'extremely important' (n=16, 11%). 37 respondents (24%) felt the activity was either 'not very important' (n=32, 21%) or 'not at all important' (n=5, 3%). Six respondents (4%) did not know.

Of the organisations, 30.4% (n=14) felt it was extremely or very important. 45.7% (n=21) felt it was fairly important. 21.7% (n=10) felt it was not very important while no respondents felt it was not at all important. 2.2% (n=1) didn't know.

Of the individuals, 28.8% (n=30) felt it was extremely or very important. 40.4% (n=42) felt it was fairly important, while 26% (n=27) felt it was not very or not at all important. 4.8% (n=5) didn't know.

3.6 CHART 3.6: 2C1 Major Environmental Threats



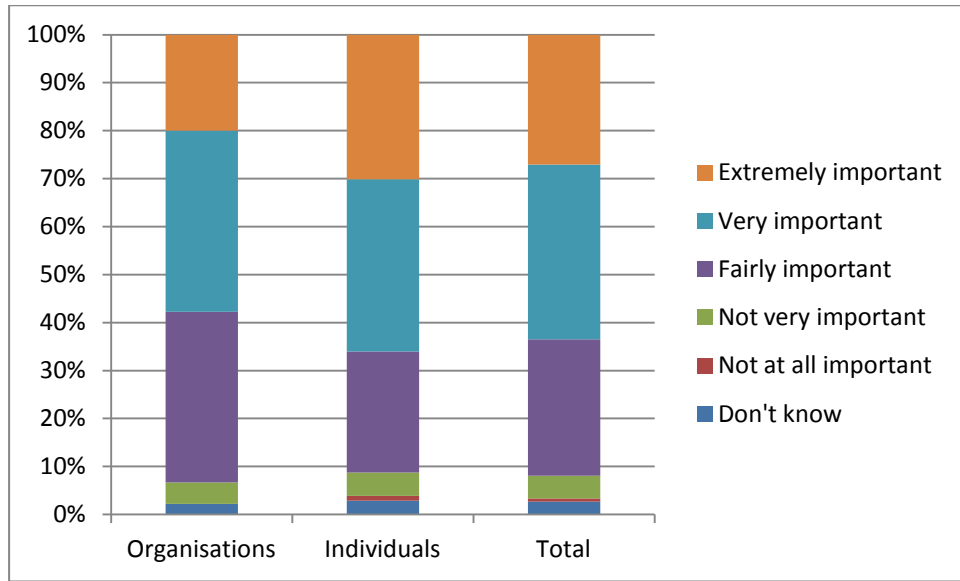
146 respondents rated this activity. 44 of these were organisations and 102 individuals.

The majority of respondents (n=109, 75%) felt the activity was either 'very important' (n=54, 37%) or 'extremely important' (n=55, 38%). 29 respondents (20%) felt the activity was 'fairly important'. Six respondents (4%) felt the activity was 'not very important'. None of the respondents felt the activity was 'not at all important'. Two respondents (1%) said they didn't know.

Of the organisations, 70.4% (n=31) felt it was extremely or very important. 22.7% (n=10) felt it was fairly important, while 4.5% (n=2) felt it was not very important. No organisation felt it was not at all important. 2.3% (n=1) didn't know.

Of the individuals, 76.5% (n=78) felt it was extremely or very important. 18.6% (n=19) felt it was fairly important, while 3.9% (n=4) felt it was not very important. No respondent felt it was not at all important; 1% (n=1) didn't know.

3.7: CHART 3.7: 2C2 Attritional Environmental Threats



148 respondents rated this activity. Of these, 45 were organisations and 103 individuals.

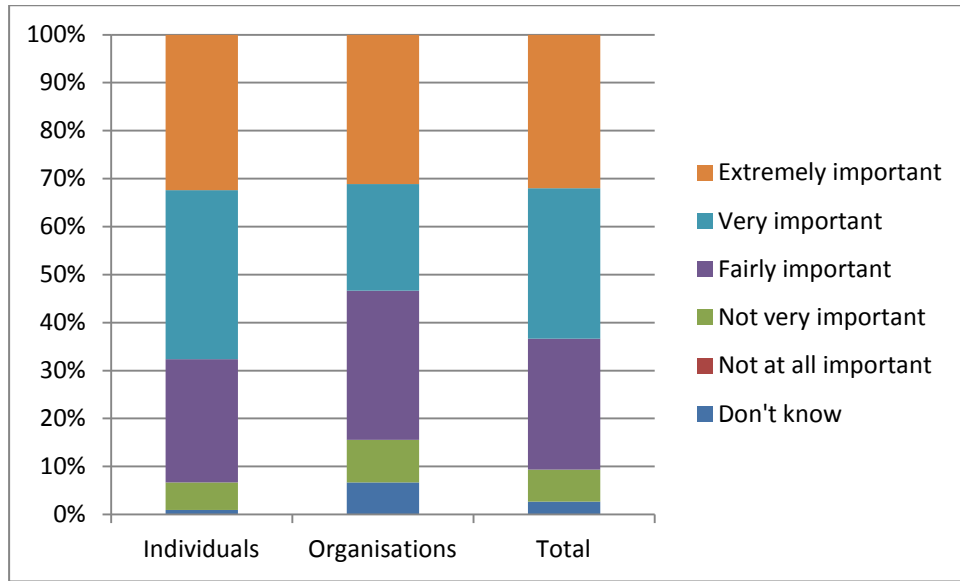
The majority of respondents (n=94, 63%) felt the activity was either 'very important' (n=54, 36%) or 'extremely important' (n=40, 27%). 42 respondents (28%) said the activity was 'fairly important'. Eight respondents (6%) said the activity was either 'not very important' (n=7, 5%) or 'not at all important' (n=1, 3%). Four respondents (3%) said they didn't know.

Of the organisations, 57.8% (n=26) felt the activity was extremely or very important. 35.6% (n=16) felt it was fairly important, and 4.4% (n=2) felt it was not very important. No organisations felt it was not at all important. 2.2% (n=1) didn't know.

Of the individuals, 66% (n=68) felt it was extremely or very important. 25.2% (n=26) felt it was fairly important, while 5.9% (n=6) felt it was either not very or not at all important. 2.9% (n=3) didn't know.



3.8 CHART 3.8: 2D1 Agricultural and Forestry Impacts



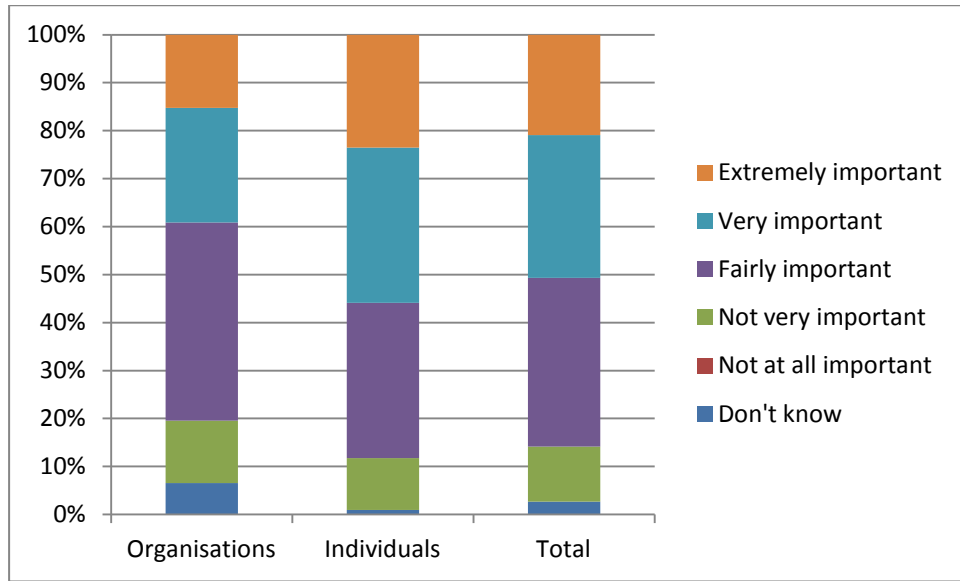
150 respondents rated this activity. 45 were organisations and 105 individuals.

The majority of respondents (n=95, 63%) felt the activity was either 'very important' (n=47, 31%) or 'extremely important' (n=48, 32%). 41 respondents (27%) felt the activity was 'fairly important'. Ten respondents (7%) felt the activity was 'not very important'. None of the respondents felt the activity was 'not at all important'. Four respondents (3%) didn't know.

Of the organisations, 53.3% (n=24) felt the activity was extremely or very important. 31.1% (n=14) felt it was fairly important, and 8.9% (n=4) felt it was not very important. No organisation felt it was extremely unimportant, and 6.7% (n=3) didn't know.

Of the individuals, 67.6% (n=71) felt it was extremely or very important. 25.7% (n=27) felt it was fairly important, and 5.7% (n=6) felt it was not very important. No individuals thought it was not at all important; 1% (n=1) didn't know.

3.9: CHART 3.9: 2D2 Marine Exploitation Impacts



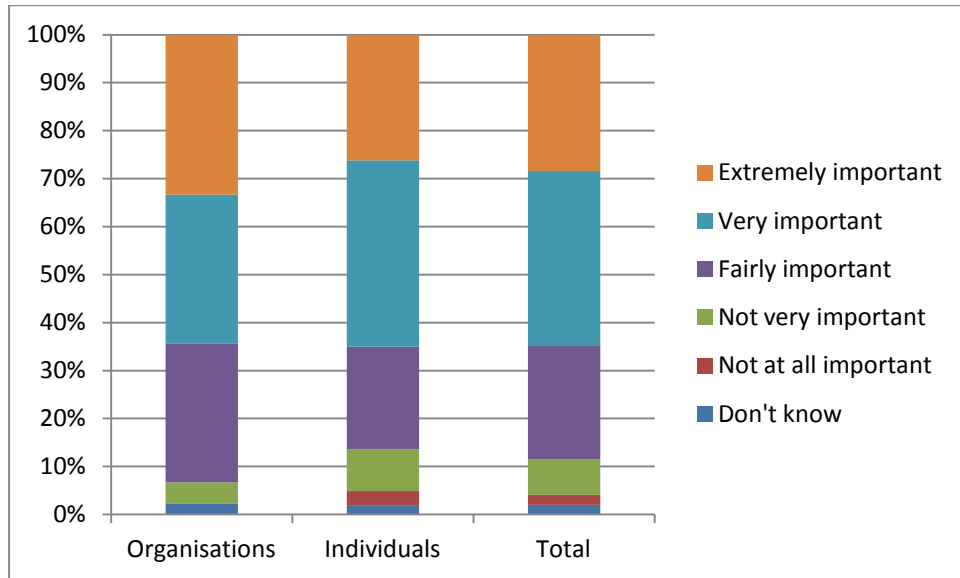
148 respondents rated this activity. Of these, 46 were organisations and 102 were individuals.

The majority of respondents (n=75, 51%) felt that the activity was either 'very important' (n=44, 30%) or 'extremely important' (n=31, 21%). 52 respondents (35%) felt the activity was 'fairly important'. 17 respondents (11%) felt the activity was 'not very important'. None of the respondents felt the activity was 'not at all important'. Four respondents (3%) didn't know.

Of the organisations, 39.1% (n=18) felt it was extremely or very important. 41.3% (n=19) felt it was fairly important and 13% (n=6) felt it was not very important. No organisation felt it was not at all important; 6.5% (n=3) didn't know.

Of the individuals, 55.9% (n=57) felt it was either extremely or very important. 32.4 (n=33) felt it was fairly important, and 10.8% (n=11) felt it was not very important. No individuals felt it was not at all important; 1% (n=1) didn't know.

3.10 CHART 3.10: 2D3 Energy Generation Impacts



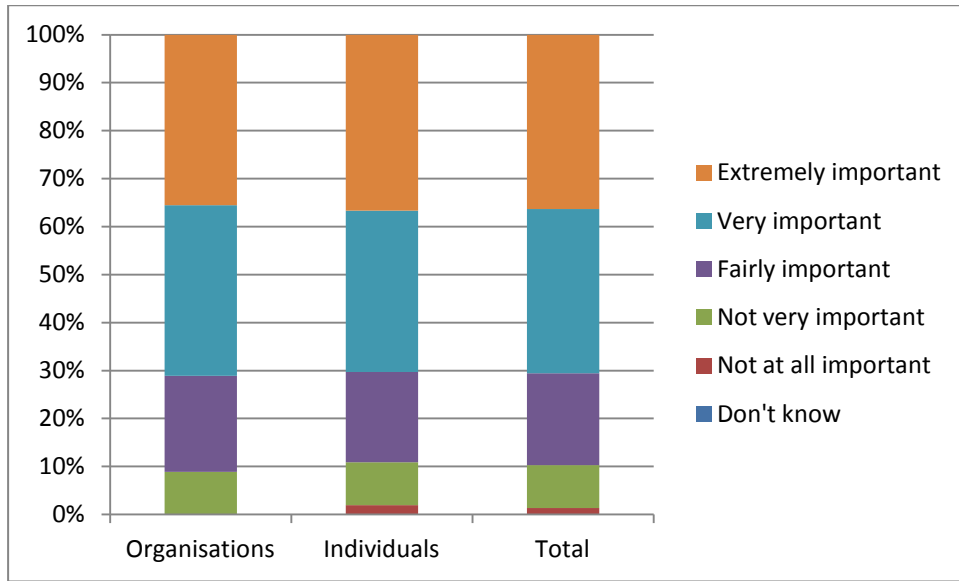
148 respondents rated this activity. 45 of these were organisations and 103 individuals.

The majority of respondents (n=96, 64%) felt the activity was either 'very important' (n=54, 36%) or 'extremely important' (n=42, 28%). 35 respondents (24%) felt the activity was 'fairly important'. 14 respondents (9%) felt the activity was either 'not very important' (n=11, 7%) or 'not at all important' (n=3, 2%). Three respondents (2%) said they didn't know.

Of the organisations, 64.4% (n=29) felt the activity was extremely or very important. 28.9% (n=13) felt it was fairly important, while 4.4% (n=2) felt it was not very important. No organisation felt it was not at all important 2.2% (n=1) didn't know.

Of the individuals, 65% (n=67) felt it was extremely or very important. 21.4% (n=22) felt it was fairly important, while 11.6% (n=12) felt it was not very or not at all important. 2% (n=2) didn't know.

3.11 CHART 3.11: 2D4 Mineral Extraction Impacts



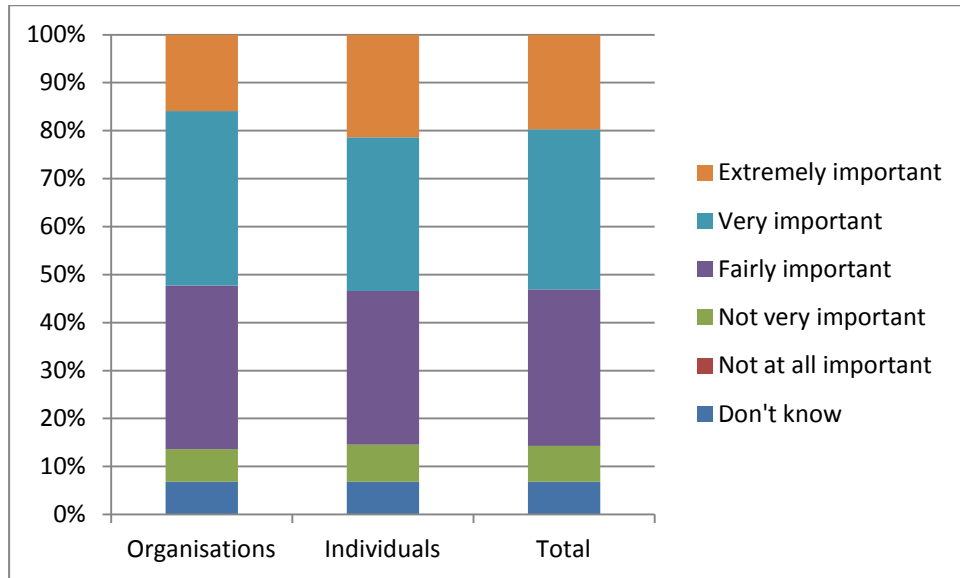
146 respondents rated this activity. Of these, 45 were organisations and 101 were individuals.

The majority of respondents (n=103, 70%) felt the activity was either 'very important' (n=50, 34%) or 'extremely important' (n=53, 36%). 28 respondents (19%) thought the activity was 'fairly important'. 15 respondents (10%) felt the activity was either 'not very important' (n=13, 9%) or 'not at all important' (n=2, 1%).

Of the organisations, 71.2% (n=32) felt it was extremely or very important. 20% (n=9) felt it was fairly important, while 8.9% (n=4) felt it was not very important. No organisations felt it was not at all important, or responded that they didn't know.

Of the individuals, 70.3% (n=71) felt this was extremely or very important. 18.8% (n=19) felt it was fairly important, while 8.9% (n=9) felt it was not very important. Two individuals (2%) felt it was not at all important.

3.12 CHART 3.12: 2D5 Materials Supply Loss



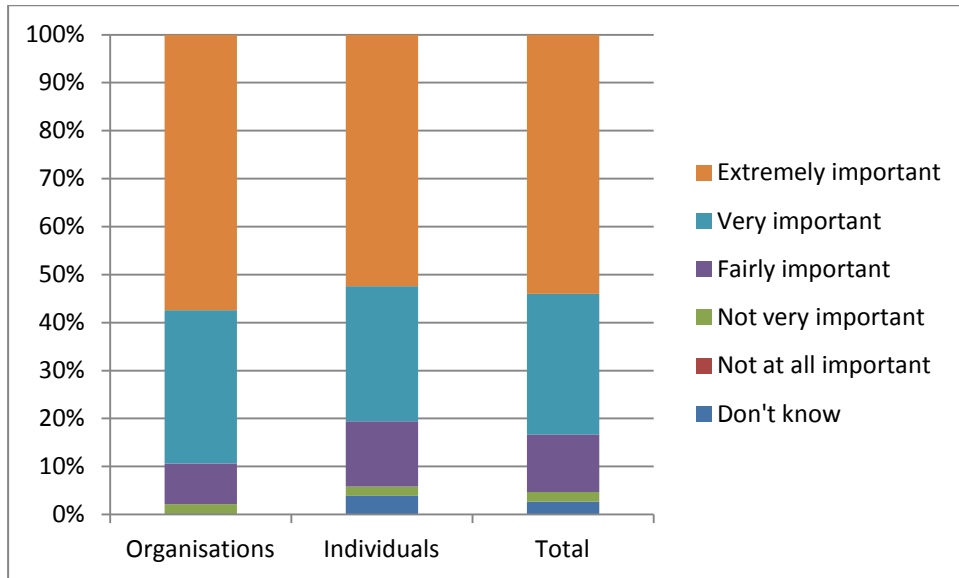
147 respondents rated this activity. Of these, 44 were organisations and 103 were individuals.

Just over half of respondents (n=55, 53%) said the activity was either 'very important' (n=16, 33%) or 'extremely important' (n=29, 20%). 48 of respondents (33%) said the activity was 'fairly important'. 11 respondents (7%) said the activity was 'not very important'. None of the respondents felt the activity was 'not at all important'. Ten respondents (7%) didn't know.

Of the organisations, 52.3% (n=23) felt it was extremely or very important. 34.1% (n=15) felt it was fairly important, while 6.8% (n=3) felt it was not very important. No organisation felt it was not at all important; 6.8% (n=3) didn't know.

Of the individuals, 53.4% (n=55) felt it was extremely or very important. 32% (n=33) felt it was fairly important, while 7.8% (n=8) felt it was not very important. No individuals felt it was not at all important; 6.8% (n=7) didn't know.

3.13 CHART 3.13: 2E1 Heritage management, conservation and craft skills shortages



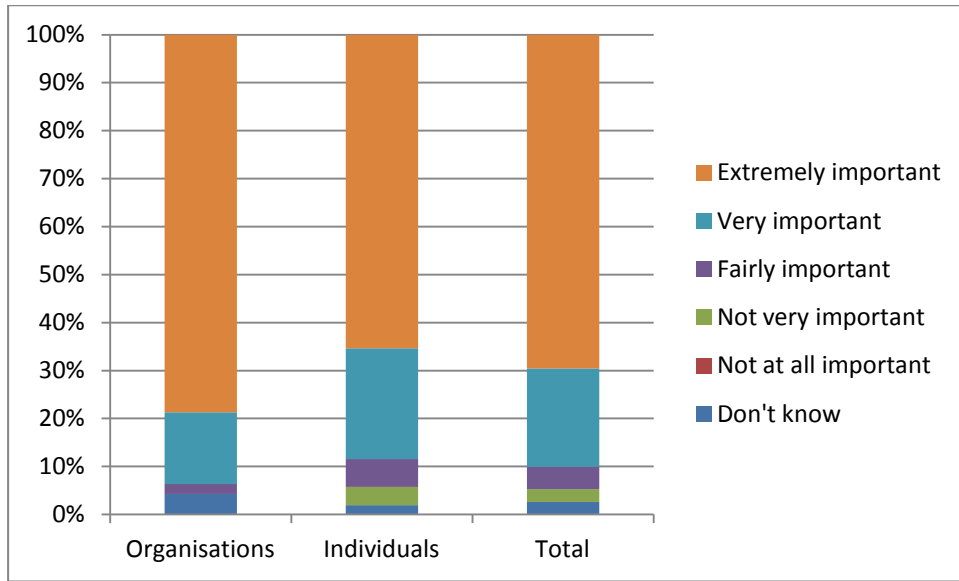
150 respondents rated this activity. 47 of these were organisations and 103 individuals.

Over two thirds of respondents (n=125, 83%) felt the activity was either 'very important' (n=44, 29%) or 'extremely important' (n=81, 54%). 18 respondents (12%) thought the activity was 'fairly important'. Three respondents (2%) thought it was 'not very important'. None of the respondents felt the activity was 'not at all important'. Four respondents (3%) said they didn't know.

Of the organisations, 89.3% (n=42) felt the activity was extremely or very important. 8.5% (n=4) felt it was fairly important, while 2.1% (n=1) felt it was not very important. No organisation felt it was not at all important, or responded that they didn't know.

Of the individuals, 80.6% (n=83) felt it was extremely or very important. 13.6% (n=14) felt it was fairly important, while 1.9% (n=2) felt it was not very important. No individuals felt it was not at all important, while 3.9% (n=4) didn't know.

3.14 CHART 3.14: 2E2 Capacity-loss in local authorities



151 respondents rated this activity. 47 of these were organisations and 104 individuals.

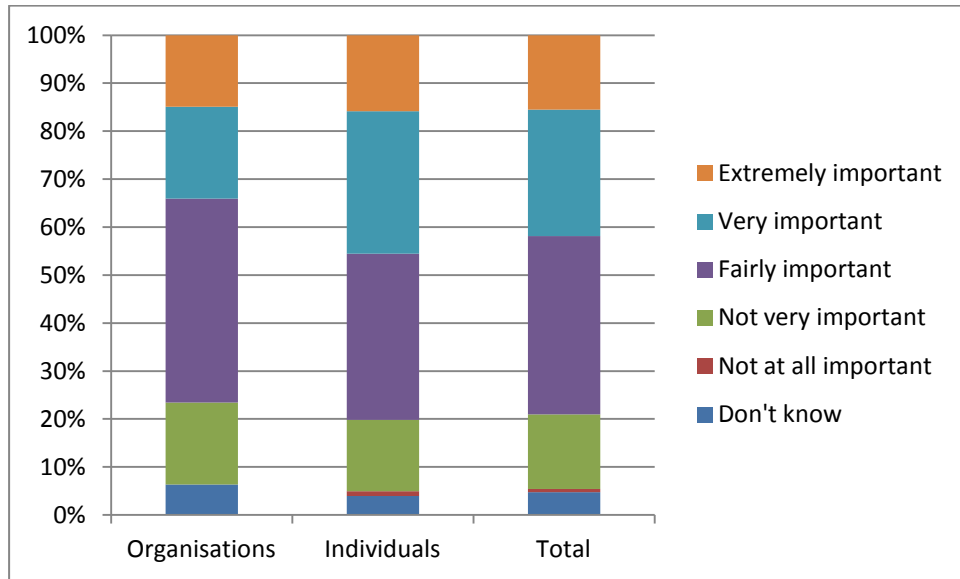
Two thirds of respondents (n=105, 70%) felt the activity was 'extremely important'. 31 respondents (21%) thought the activity was 'very important'. Seven respondents (5%) felt the activity was 'fairly important'. Four respondents (3%) said the activity was 'not very important'. None of the respondents thought the activity was 'not at all important'. Four respondents (3%) didn't know.

Of the organisations, 93.6% (n=44) felt this was extremely or very important. 2% (n=1) felt it was fairly important. No organisation felt it to be not very or not all important; 4.3% (n=2) didn't know.

Of the individuals, 88.5% (n=92) felt this was extremely or very important. 5.8% (n=6) felt it was fairly important, while 3.8% (n=4) felt it was not very important. No individuals felt it was not at all important; 1.9% (n=2) didn't know.

4.0 MEASURE 3: RECOGNITION AND IDENTIFICATION OF THE POTENTIAL RESOURCE.

4.1 CHART 4.1: 3A1 Unknown marine assets and landscapes



148 respondents rated this activity. 47 of these were organisations and 101 individuals.

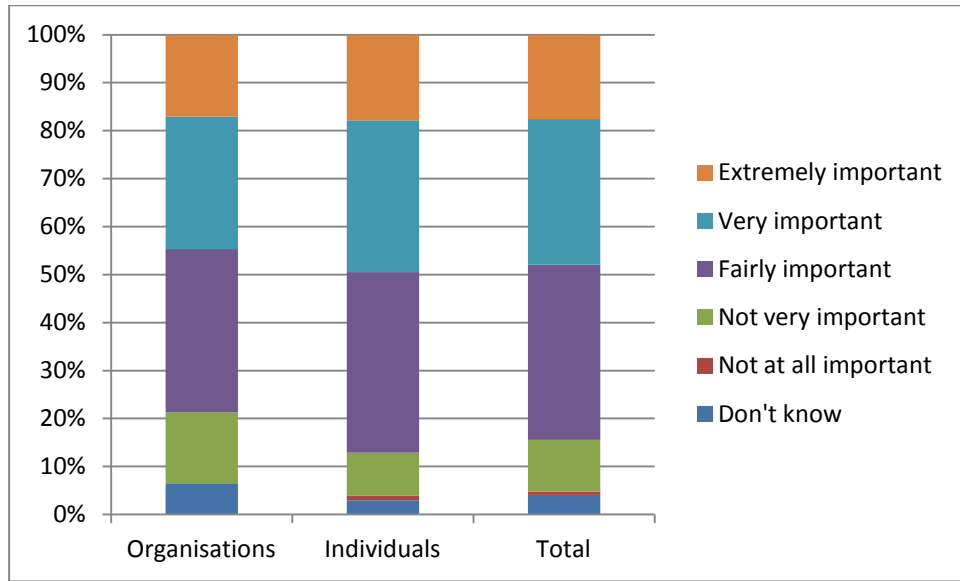
A small, relative majority of respondents (n=52, 42%) said the activity was either 'very important' (n=39, 26%) or 'extremely important' (n=23, 16%). This was closely followed by 55 respondents (37%) who felt the activity was 'fairly important'. 24 respondents (17%) thought the activity was either 'not very important' (n=23, 16%) or 'not at all important' (n=1, 1%). Seven respondents (5%) didn't know.

Of the organisations, 34% (n=16) felt it was extremely or very important. 42.6% (n=20) felt it was fairly important, while 17% (n=8) felt it was not very important. No organisations felt it was not at all important; 6.4% (n=3) didn't know.

Of the individuals, 45.5% (n=46) felt it was extremely or very important. 34.7% (n=35) felt it was fairly important, while 15.9% (n=16) felt it was not very or not at all important. 4% (n=4) didn't know.



4.2 CHART 4.2: 3A2 Unknown coastal assets



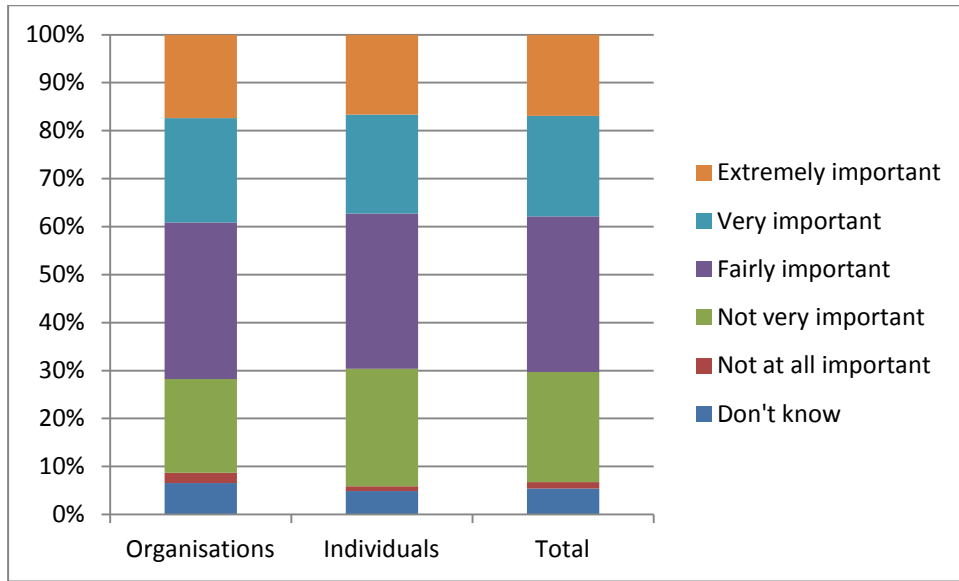
148 respondents rated this activity. Of these, 47 were organisations and 101 were individuals.

The relative majority of respondents (n=71, 48%) said the activity was either 'very important' (n=45, 30%) or 'extremely important' (n=26, 18%). 54 respondents (36%) felt the activity was 'fairly important'. 17 respondents (12%) felt the activity was either 'not very important' (n=15, 11%) or 'not at all important' (n=1, 1%). Six respondents (4%) said they didn't know.

Of the organisations, 44.7% (n=21) felt it was extremely or very important. 34% (n=16) felt it was fairly important, while 14.9% (n=7) felt it was not very important. No organisation felt it was not at all important; 6.4% (n=3) didn't know.

Of the individuals, 49.5% (n=50) felt it was extremely or very important. 37.6% (n=38) felt it was fairly important, while 9.9% (n=10) felt it was not very or not at all important. 3% (n=3) didn't know.

4.3 CHART 4.3: 3A3 Deeply buried/subterranean leistocene and early holocene archaeology



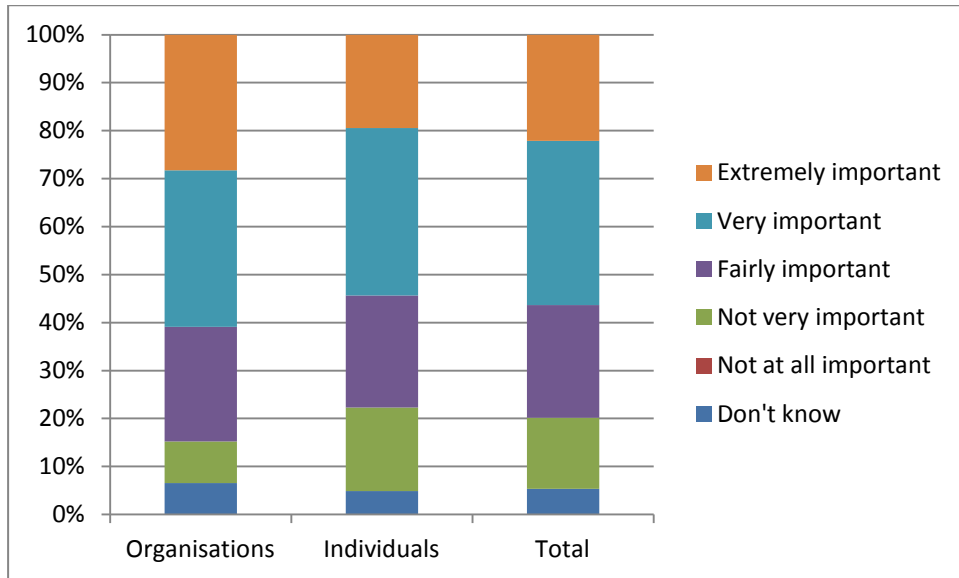
148 respondents rated this activity. 46 of these were organisations and 102 individuals.

A slight, relative majority of 56 respondents (38%) felt the activity was either 'very important' (n=31, 21%) or 'extremely important' (n=25, 17%). 48 respondents (32%) felt the activity was 'fairly important'. 36 respondents (24%) felt the activity was either 'not very important' (n=34, 23%) or 'not at all important' (n=2, 1%). Eight respondents (5%) didn't know.

Of the organisations, 39.1% (n=18) felt it was extremely or very important. 32.6% (n=15) felt it was fairly important, while 21.8% (n=10) felt it was not very or not at all important. 6.5% (n=3) didn't know.

Of the individuals, 37.3% (n=38) felt it was extremely or very important. 32.4% (n=33) felt it was fairly important, while 25.5% (n=26) felt it was not very or not at all important. 4.9% (n=5) didn't know.

4.4 CHART 4.4: 3A4 Identification of terrestrial assets via non-intrusive survey



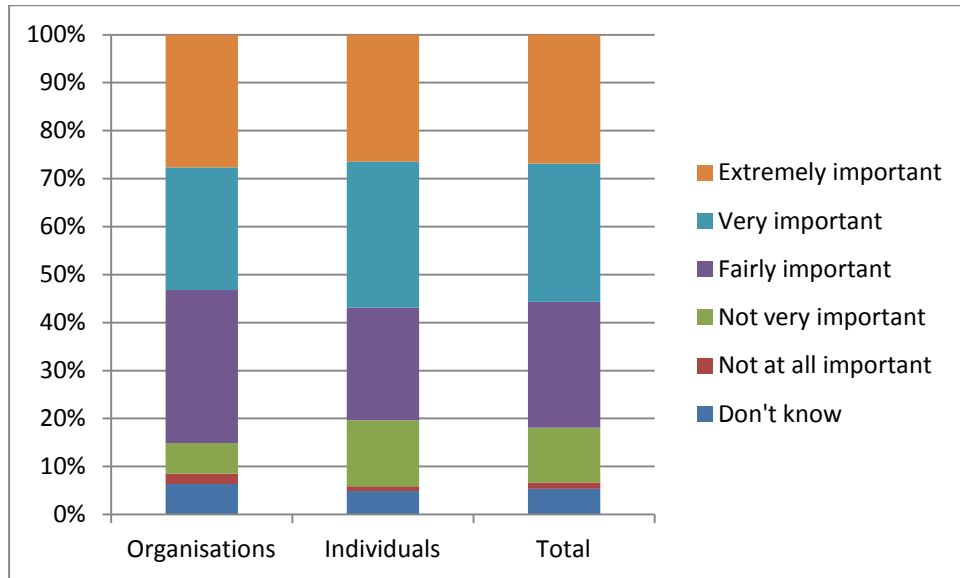
149 respondents rated this activity. Of these, 46 were organisations and 103 were individuals.

Just over half of the respondents (n=84, 56%) felt the activity was either 'very important' (n=51, 34%) or 'extremely important' (n=33, 22%). 35 respondents (23%) said the activity was 'fairly important'. 22 respondents (15%) said the activity was 'not very important'. None of the respondents felt the activity was 'not at all important'. Eight respondents (5%) didn't know.

Of the organisations, 60.9% (n=28) felt it was extremely or very important. 23.9% (n=11) felt it was fairly important while 8.7% (n=4) felt it was not very important. No organisations felt it was not at all important; 6.5% (n=3) didn't know.

Of the individuals, 54.4% (n=56) felt it was extremely or very important. 23.3% (n=24) felt it was fairly important, while 17.5% (n=18) felt it was not very important. None of the individual responses felt it was not at all important; 4.9% (n=5) didn't know.

4.5 CHART 4.5: 3A5 Identification of wetland/waterlogged sites



149 respondents rated this activity. 47 of these were organisations and 102 individuals.

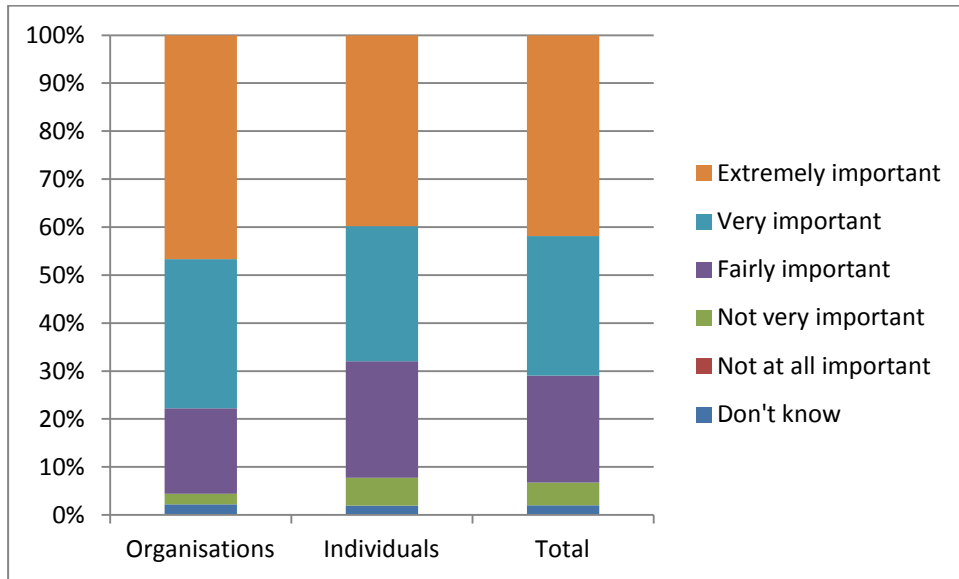
Just over half of respondents (n=83, 56%) said the activity was either 'very important' (n=43, 29%) or 'extremely important' (n=40, 27%). 39 respondents (26%) felt the activity was 'fairly important'. 19 respondents (12%) said the activity was either 'not very important' (n=17, 11%) or 'not at all important' (n=2, 1%). Eight respondents (5%) said they didn't know.

Of the organisations, 53.2% (n=25) felt it was extremely or very important. 31.9% (n=15) felt it was fairly important, while 8.5% (n=4) felt it was not very or not at all important. 6.4% (n=3) didn't know.

Of the individuals, 56.9% (n=58) felt this to be extremely or very important. 23.5% (n=24) felt it was fairly important, while 14.7% (n=15) felt it was not very or not at all important. 4.9% (n=5) didn't know.

5.0 MEASURE 4: ASSESSMENT OF CHARACTER AND SIGNIFICANCE

5.1 CHART 5.1: 4A1 Historic towns and suburbs



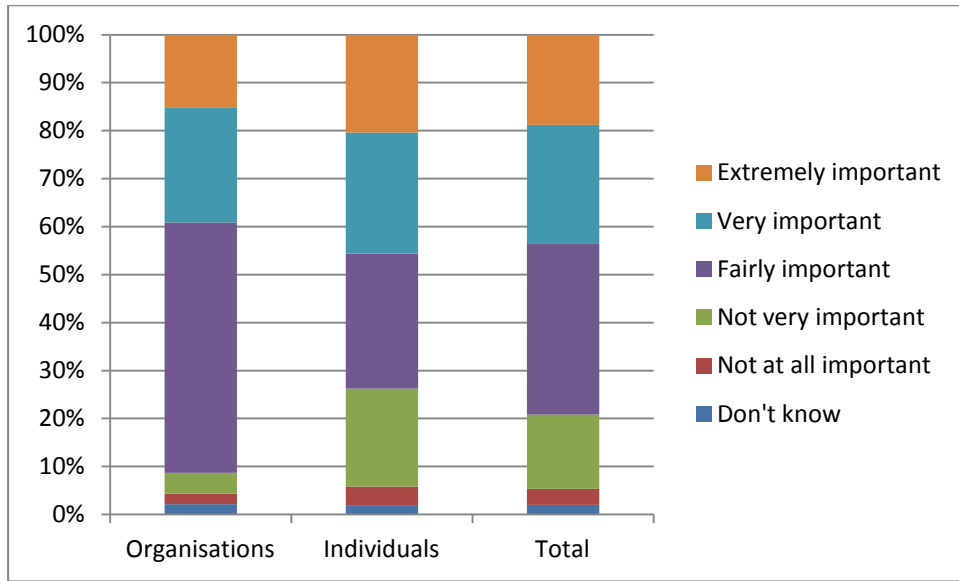
148 respondents rated this activity. 45 of these were organisations and 103 individuals.

Just over two thirds of respondents (n=105, 71%) felt the activity was either 'very important' (n=43, 29%) or 'extremely important' (n=62, 42%). 33 respondents (22%) thought the activity was 'fairly important'. Seven respondents (5%) said the activity was 'not very important'. None of the respondents felt the activity was 'not at all important'. Three respondents (2%) didn't know.

Of the organisations, 77.8% (n=35) felt it was extremely or very important. 17.8% (n=8) felt it was fairly important, while 2.2% (n=1) felt it was not very important. No organisation felt it was not at all important; 2.2% (n=1) didn't know.

Of the individuals, 68% (n=70) felt this was extremely or very important. 24.3% (n=25) felt it was fairly important, while 5.8% (n=6) felt it was not very important. No individuals felt it was not at all important; 1.9% (n=2) didn't know.

5.2 CHART 5.2: 4A2 Later 20th Century heritage



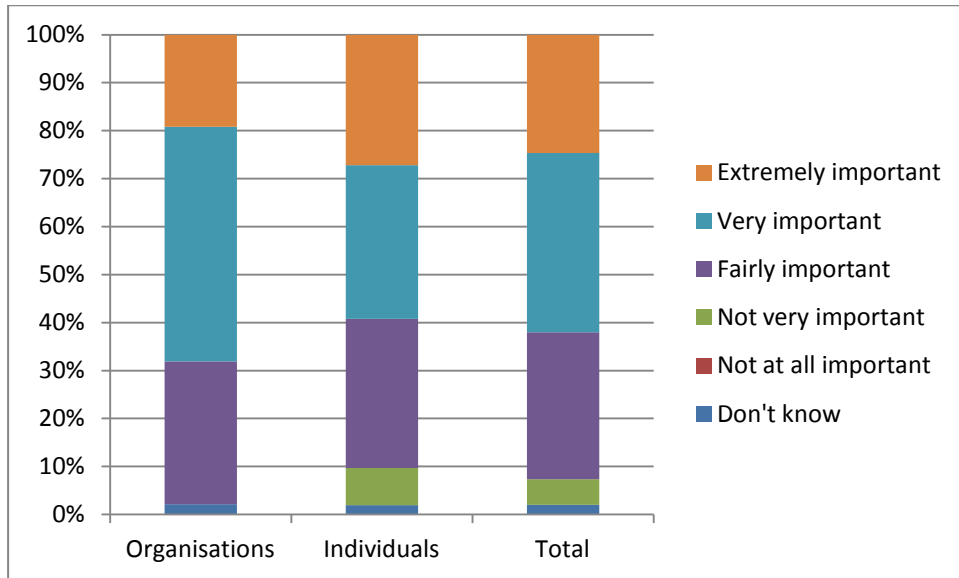
149 respondents rated this activity. Of these, 46 were organisations and 103 were individuals.

A slight, relative majority of respondents (n= 65, 44%) said the activity was either 'very important' (n=37, 25%) or 'extremely important' (n=28, 19%). 43 respondents (36%) said the activity was 'fairly important'. 28 respondents (18%) said the activity was either 'not very important' (n=23, 15%) or 'not at all important' (n=5, 3%). Three respondents (2%) didn't know.

Of the organisations, 39.1% (n=18) felt the activity was extremely or very important. 52.2% (n=24) felt it was fairly important, while 6.5% (n=3) felt it was not very or not at all important. 2.2% (n=1) didn't know.

Of the individuals, 45.6% (n=47) felt it was extremely or very important. 28.2% (n=29) felt it was fairly important, while 24.3% (n=25) felt it was not very or not at all important. 1.9% (n=2) didn't know.

5.3 CHART 5.3: 4A3 Historic ports, dockyards, harbours and coastal resorts



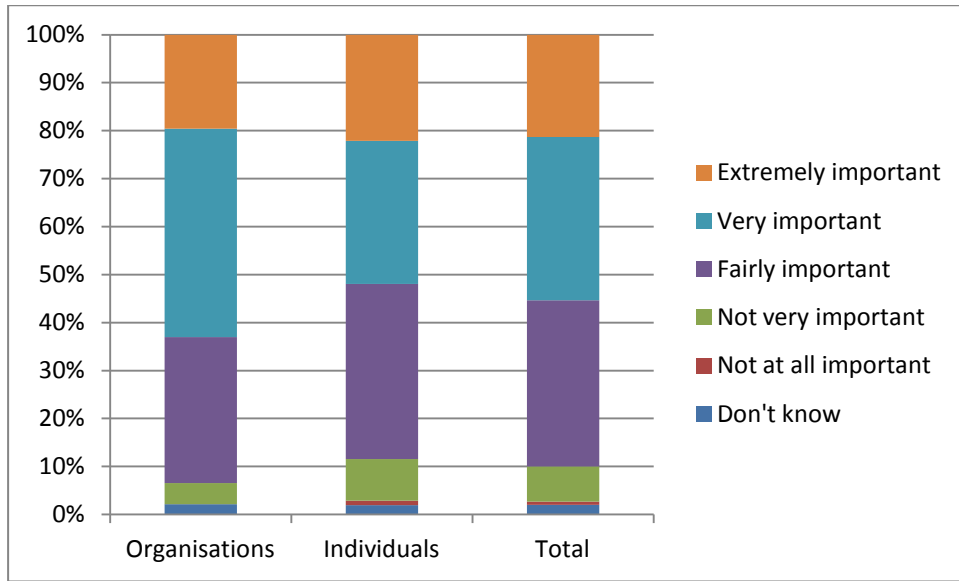
150 respondents rated this activity. 47 of these were organisations and 103 individuals.

Two thirds of respondents (n=93, 62%) felt the activity was either 'very important' (n=56, 37%) or 'extremely important' (n=37, 25%). 46 respondents (31%) thought the activity was 'fairly important'. Eight respondents (5%) said the activity was 'not very important'. None of the respondents thought the activity was 'not at all important'. Three respondents (2%) didn't know.

Of the organisations, 68% (n=32) felt it was extremely or very important. 29.8% (n=14) felt it was fairly important, while no organisations felt it to be not very or not at all important. 2.1% (n=1) didn't know.

Of the individuals, 59.2% (n=61) felt it was extremely or very important. 31.1% (n=32) felt it was fairly important, while 7.8% (n=8) felt it was not very important. No individuals felt it was not at all important; 1.9% (n=2) didn't know.

5.4 CHART5.4: 4A4 Public, civic and communal buildings



150 respondents rated this activity. 46 of these were organisations and 104 individuals.

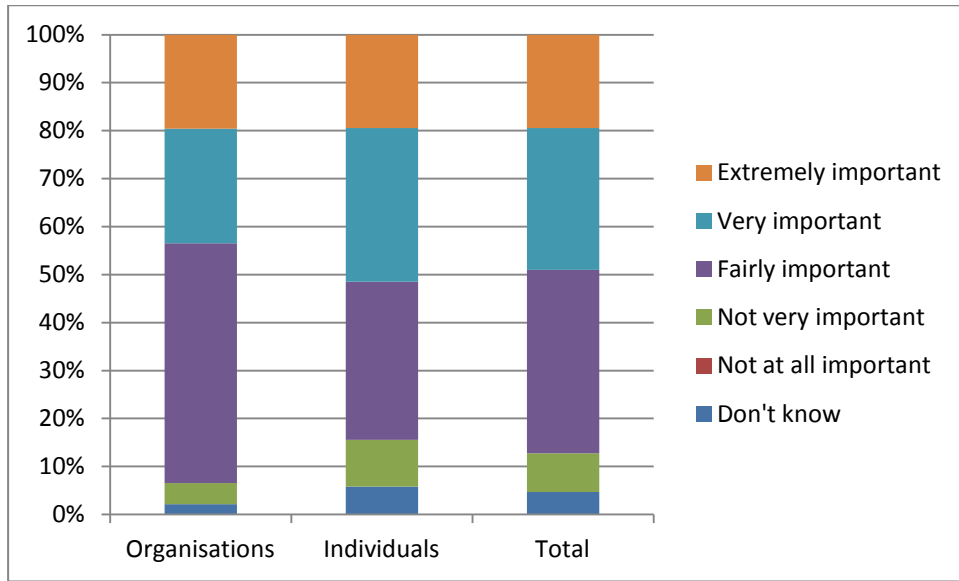
Just over half of respondents (n=83, 55%) said the activity was either 'very important' (n=51, 34%) or 'extremely important' (n=32, 21%). 52 respondents (35%) felt the activity was 'fairly important'. Twelve respondents (8%) thought the activity was either 'not very important' (n=11, 7%) or 'not at all important' (n=1, 1%). Three respondents (2%) didn't know.

Of the organisations, 63.1% (n=29) felt it was extremely or very important. 30.4% (n=14) felt it was fairly important, while 4.3% (n=2) felt it was not very important. No organisation felt it was not at all important. 2.2% (n=1) didn't know.

Of the individuals, 51.9% (n=54) felt it was extremely or very important. 36.5% (n=38) felt it was fairly important, while 9.7% (n=10) felt it to be not very or not at all important. 1.9% (n=2) didn't know.



5.5 CHART 5.5: 4B1 Historic water management assets



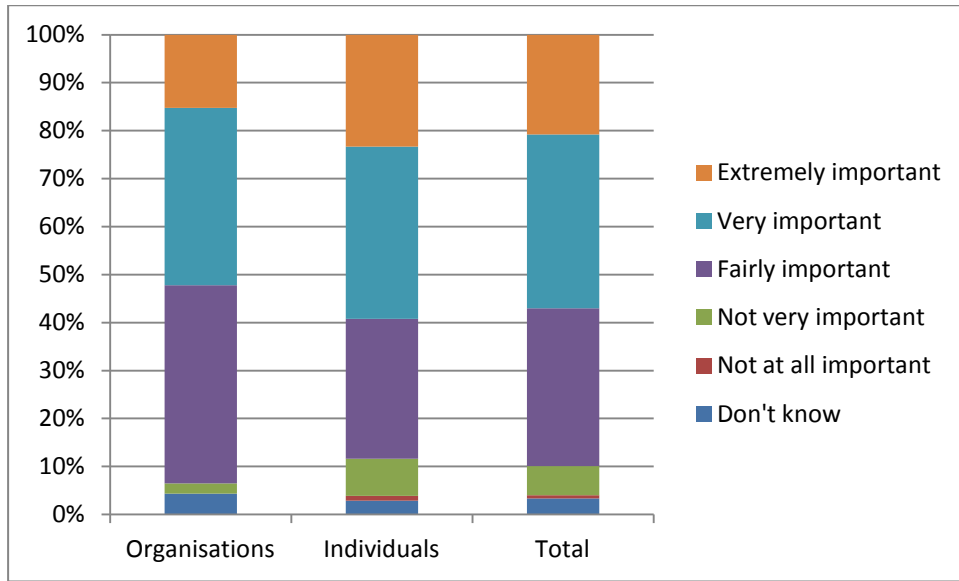
149 respondents rated this activity. 46 of these were organisations and 103 individuals.

A relative majority of respondents (n=73, 49%) said the activity was either 'very important' (n=44, 30%) or 'extremely important' (n=29, 19%). 57 respondents (38%) said the activity was 'fairly important'. Twelve respondents (8%) thought the activity was 'not very important'. None of the respondents said the activity was 'not at all important'. Seven respondents (5%) didn't know.

Of the organisation, 43.5% (n=20) felt it was extremely or very important, (50% (n=23) felt it was fairly important; 4.3% (n=2) felt it was not very important. No organisations felt it was not at all important; 2.2% (n=1) didn't know.

Of the individuals, 51.4% (n=53) felt it was extremely or very important. 33% (n=34) felt it was fairly important, while 9.7% (n=10) felt it was not at all important. No individual felt it was not at all important; 5.8% (n=6) didn't know.

5.6 CHART 5.6: 4B2 Traditional industry, modern industry, mining and associated housing



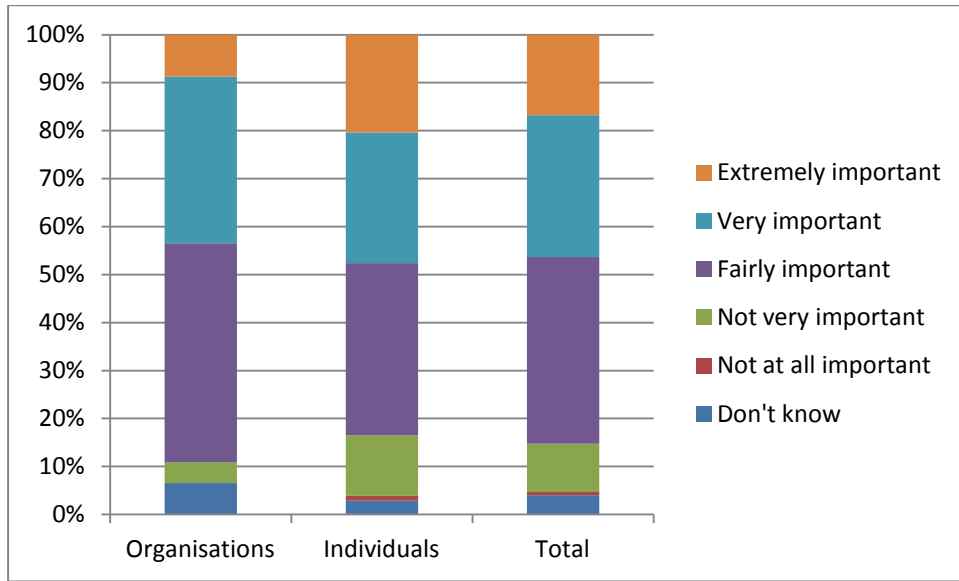
149 respondents rated this activity. Of these, 46 were organisations and 103 were individuals.

Just over half of respondents (n=85, 57%) thought the activity was either 'fairly important' (n=49, 36%) or 'extremely important' (n=31, 21%). 49 respondents (33%) said the activity was 'fairly important'. Ten respondents (7%) thought the activity was either 'not very important' (n=9, 6%) or 'not at all important' (n=1, 1%). Five respondents (3%) didn't know.

Of the organisations, 52.2% (n=24) felt the activity to be extremely or very important. 41.3% (n=19) felt it to be fairly important, while 2.1% (n=1) felt it to be not very important. No organisation felt it to be not at all important. 4.3% (n=2) didn't know.

Of the individuals, 59.2% (n=61) felt it was extremely or very important. 29.1% (n=30) felt it was fairly important, while 8.8% (n=9) felt it to be not very or not at all important. 2.9% (n=3) didn't know.

5.7 CHART5.7: 4B3 Transport and communications



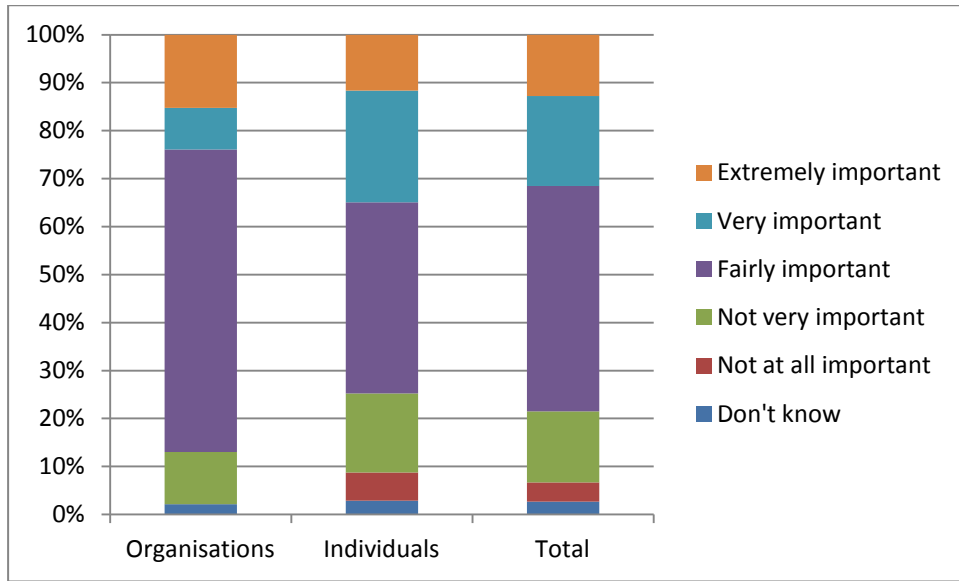
149 respondents rated this activity. Of these, 46 were organisations and 103 were individuals.

Just under half of respondents (n=69, 47%) thought the activity was either 'very important' (n=44, 30%) or 'extremely important' (n=25, 17%). 58 respondents (39%) thought the activity was 'fairly important'. 16 respondents (11%) said the activity was either 'not very important' (n=15, 10%) or 'not at all important' (n=1, 1%). Six respondents (4%) didn't know.

Of the organisations, 43.5% (n=20) felt this activity was extremely or very important. 45.7% (n=21) felt it to be fairly important, and 4.3% (n=2) felt it to be not very important. No organisation considered it not at all important; 6.5% (n=3) didn't know.

Of the individuals, 47.6% (n=49) felt it was extremely or very important. 35.9% (n=37) felt it to be fairly important, while 13.8% (n=14) felt it to be not very or not at all important. 2.9% (n=3) didn't know.

5.8 CHART 5.8: 4C1 Sport and entertainment buildings and landscapes



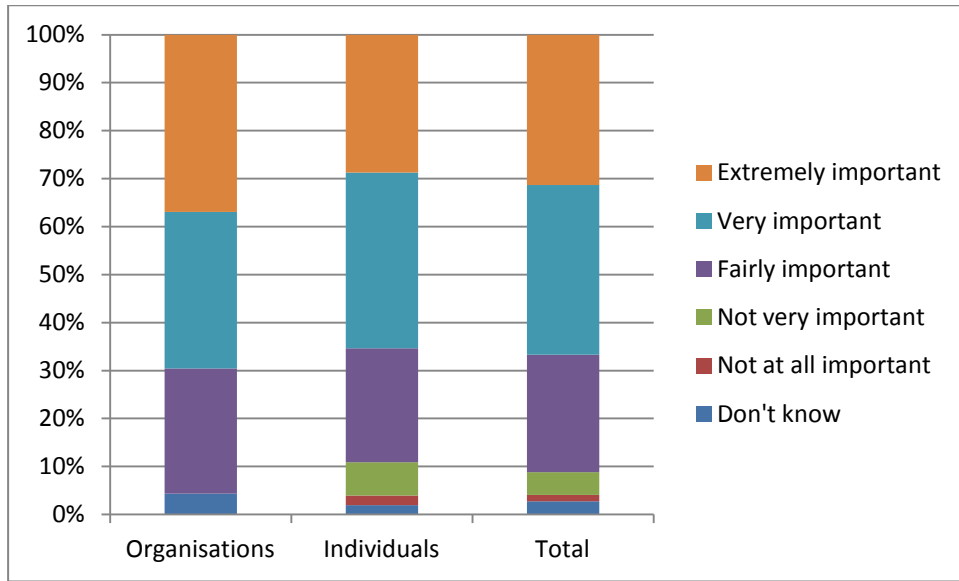
149 respondents rated this activity. 46 of these were organisations and 103 individuals.

Nearly half of respondents (n=70, 47%) felt the activity was 'fairly important'. 47 respondents (32%) thought the activity was either 'very important' (n=28, 19%) or 'extremely important' (n=19, 13%). 28 respondents (19%) said the activity was either 'not very important' (n=22, 15%) or 'not at all important' (n=6, 4%). Four respondents (3%) didn't know.

Of the organisations, 23.9% (n=11) felt it to be extremely or very important. 63% (n=29) felt it to be fairly important, and 10.9% (n=5) considered it to be not very important. None of the organisation considered it to be not at all important; 2.2% (n=1) didn't know.

Of the individuals, 35% (n=36) felt this to be extremely or very important. 39.8% (n=41) felt it to be fairly important, while 22.3% (n=23) considered it to be not very or not at all important. 2.9% (n=3) didn't know.

5.9 CHART 5.9: 4D1 Places of worship



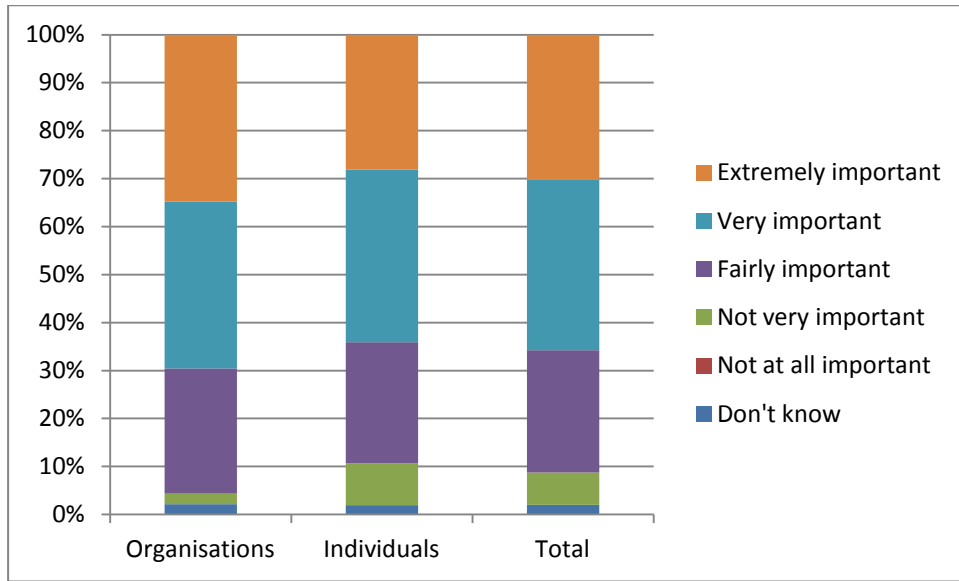
147 respondents rated this activity. 46 of these were organisations and 101 individuals.

Over two thirds of respondents (n=98, 66%) felt the activity was either 'very important' (n=52, 35%) or 'extremely important' (n=46, 31%). 36 respondents (24%) said the activity was 'fairly important'. Nine respondents (6%) said the activity was either 'not very important' (n=7, 5%) or 'not at all important' (n=2, 1%). Four respondents (3%) didn't know.

Of the organisations, 69.6% (n=32) felt it to be extremely or very important. 26.1% (n=12) felt it to be fairly important, while no organisation felt it to be not very or not at all important. 4.3% (n=2) didn't know.

Of the individuals, 65.3% (n=66) felt it to be extremely or very important. 23.8 (n=24) considered it to be fairly important, while 8.9% (n=9) felt it to be not very or not at all important. 2% (n=2) didn't know.

5.10 CHART5.10: 4D2 Churchyards, cemeteries and burial grounds



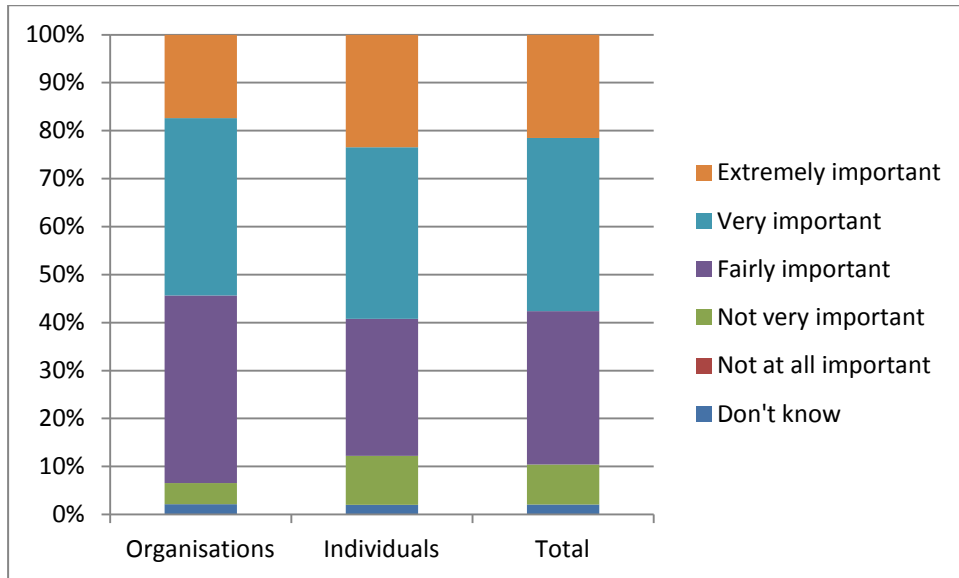
149 respondents rated this activity. 46 of these were organisations and 103 individuals.

Over two thirds of respondents (n=98, 66%) said the activity was either 'very important' (n=53, 36%) or 'extremely important' (n=45, 32%). 38 respondents (26%) said the activity was 'fairly important'. Ten respondents (7%) felt the activity was 'not very important'. None of the respondents thought the activity was 'not at all important'. Three respondents (2%) said they didn't know.

Of the organisations, 69.6% (n=32) felt it to be extremely or not very important. 26.1% (n=12) felt it to be fairly important, while 2.2% (n=1) felt it to be not very important. No organisation considered it to be not at all important; 2.2% (n=1) didn't know.

Of the individuals, 64.1% (n=66) felt it to be extremely or very important. 25.2% (n=26) felt it to be fairly important, while 8.7% (n=9) considered it to be not very important. No individuals felt it to be not at all important; 2% (n=2) didn't know.

5.11 CHART5.11: 4E1 Battlefields



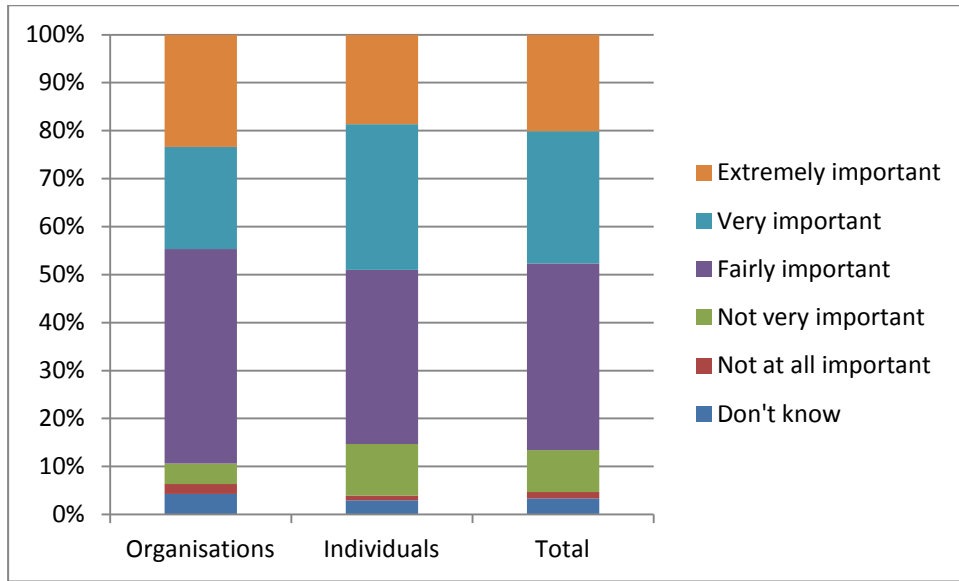
144 respondents rated this activity. 46 of these were organisations and 98 individuals.

Just over half of respondents (n=83, 58%) thought the activity was either 'very important' (n=52, 36%) or 'extremely important' (n=31, 22%). 46 respondents (32%) felt the activity was 'fairly important'. Twelve respondents (8%) said the activity was 'not very important'. None of the respondents thought the activity was 'not at all important'. Three respondents (2%) didn't know.

Of the organisations, 54.4% (n=25) felt it to be extremely or very important. 39.1% (n=18) felt it to be fairly important, and 4.3% (n=2) considered it to be not very important. No organisations felt it was not at all important, while 2.2% (n=1) didn't know.

Of the individuals, 59.2% (n=58) felt it to be extremely or very important. 28.6% (n=28) felt it to be fairly important, while 10.2% (n=10) considered it to be not very important. No individuals considered it to be not at all important; 2% (n=2) didn't know.

5.12 CHART5.12: 4E2 20th Century military heritage



149 respondents rated this activity. Of these, 47 were organisations and 102 were individuals.

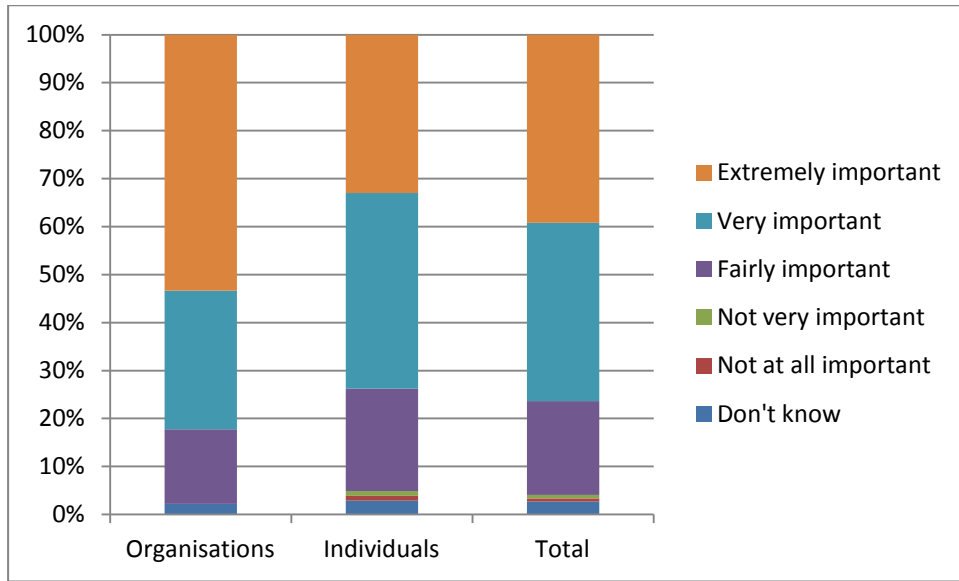
Just under half of respondents (n=71, 48%) said the activity was either 'very important' (n=41, 28%) or 'extremely important' (n=30, 20%). 58 respondents (39%) said the activity was 'fairly important'. 15 respondents (10%) said the activity was either 'not very important' (n=13, 9%) or 'not at all important' (n=2, 1%). Five respondents (3%) didn't know.

Of the organisations, 44.7% (n=21) felt it to be extremely or very important. 44.7% (n=21) considered it to be fairly important, while 6.4% (n=3) felt it to be not very or not at all important. 4.3% (n=2) didn't know.

Of the individuals, 49% (n=50) felt this to be extremely or very important. 36.3% (n=37) felt it to be fairly important, while 11.8% (n=12) felt it to be not very or not at all important. 2.9% (n=3) didn't know.



5.13 CHART 5.13: 4F1 Rural historic buildings



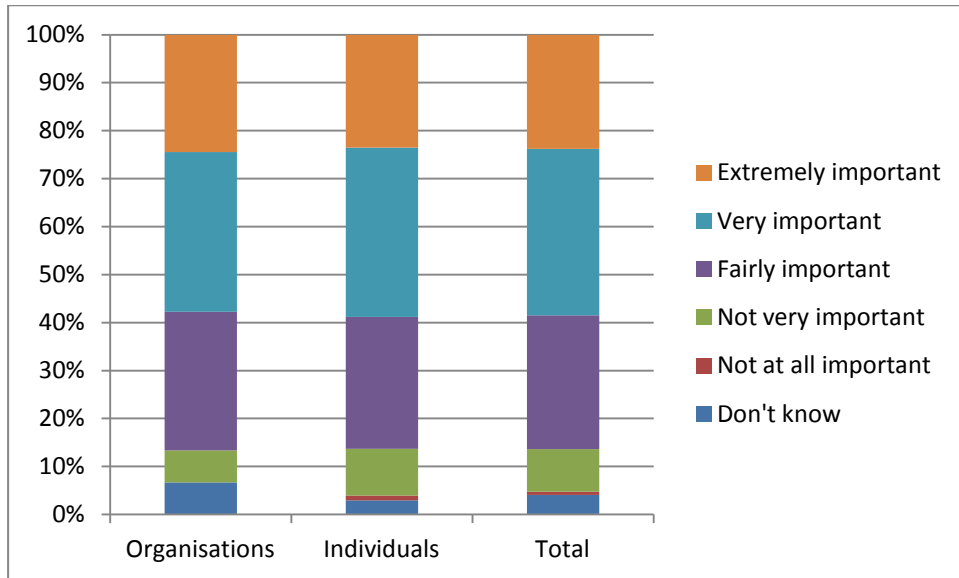
148 respondents rated this activity. 45 of these were organisations and 103 were individuals.

Over two thirds of respondents (n=113, 76%) thought the activity was either 'very important' (n=55, 37%) or 'extremely important' (n=58, 39%). 29 respondents (20%) said the activity was 'fairly important'. One respondent (1%) felt the activity was 'not very important', while another felt the activity was 'not important at all'. Four respondents (3%) didn't know.

Of the organisations, 82.2% (n=37) felt this to be extremely or very important. 15.6% (n=7) felt it to be fairly important; no organisations considered it to be not very or not at all important. 2.2% (n=1) didn't know.

Of the individuals, 73.8% (n=76) felt this to be extremely or very important. 21.4% (n=22) considered it fairly important, while 1.9% (n=2) considered it to be not very or not at all important. 2.9% (n=3) didn't know.

5.14 CHART 5.14: 4F2 Field systems



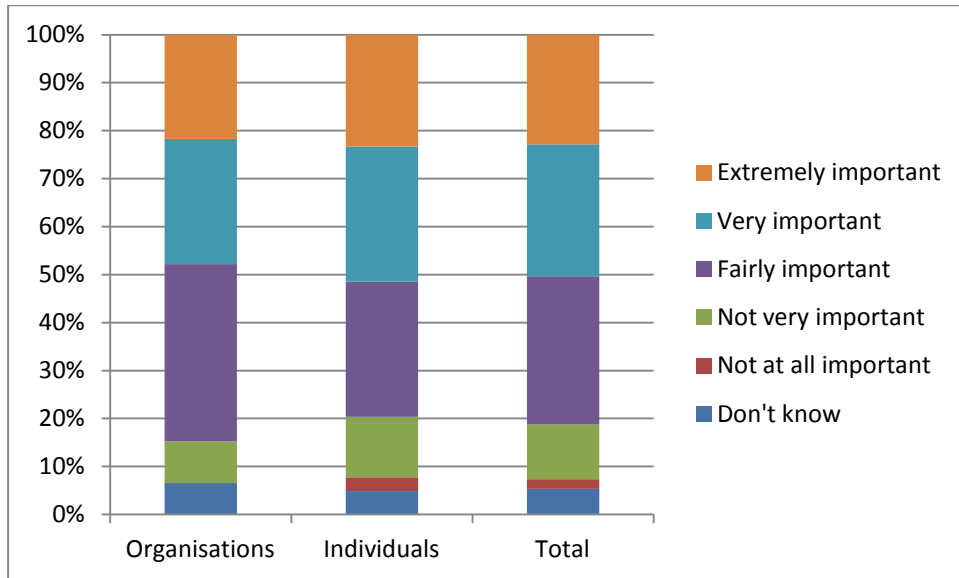
147 respondents rated this activity. 45 of these were organisations and 102 individuals.

Just over half of respondents (n=86, 59%) said the activity was either 'very important' (n=51, 35%) or 'extremely important' (n=35, 24%). 41 respondents (28%) said the activity was 'fairly important'. 14 respondents (10%) thought the activity was either 'not very important' (n=13, 9%) or 'not at all important' (n=1, 1%). Six respondents (4%) said they didn't know.

Of the organisations, 57.7% (n=26) felt it to be extremely or very important. 28.9% (n=13) felt it to be fairly important, while 6.7% (n=3) felt it be not very important. No organisation considered it to be not at all important; 6.7% (n=3) didn't know.

Of the individuals, 58.8% (n=60) considered this to be extremely or very important. 27.5% (n=28) felt it to be fairly important, while 10.8% (n=11) considered it to be not very or not at all important. 2.9% (n=3) didn't know.

5.15 CHART 5.15: 4G1 Pleistocene and early holocene archaeology



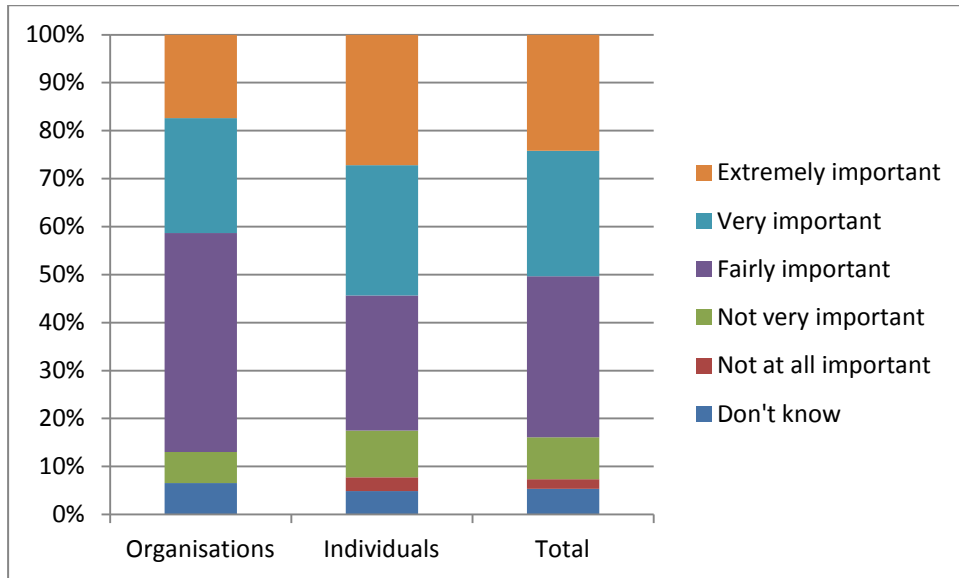
149 respondents rated this activity. 46 of these were organisations and 103 individuals.

Half of respondents (n=75, 51%) thought the activity was either 'very important' (n=41, 28%) or 'extremely important' (n=34, 23%). 46 respondents (31%) felt the activity was 'fairly important'. 20 respondents (13%) thought the activity was either 'not very important' (n=17, 11%) or 'not at all important' (n=3, 2%). Eight respondents (5%) didn't know.

Of the organisations, 47.8% (n=22) considered the activity to be extremely or very important. 37% (n=17) felt it to be fairly important, while 8.7% (n=4) felt it to be not very important. No organisation considered not at all important; 6.5% (n=3) didn't know.

Of the individuals, 51.5% (n=53) felt it to be extremely or very important. 28.2% (n=29) felt it to be fairly important, while 15.5% (n=16) considered it to be not very or not at all important. 4.9% (n=5) didn't know.

5.16 CHART 5.16: 4G2 Ploughzone archaeology



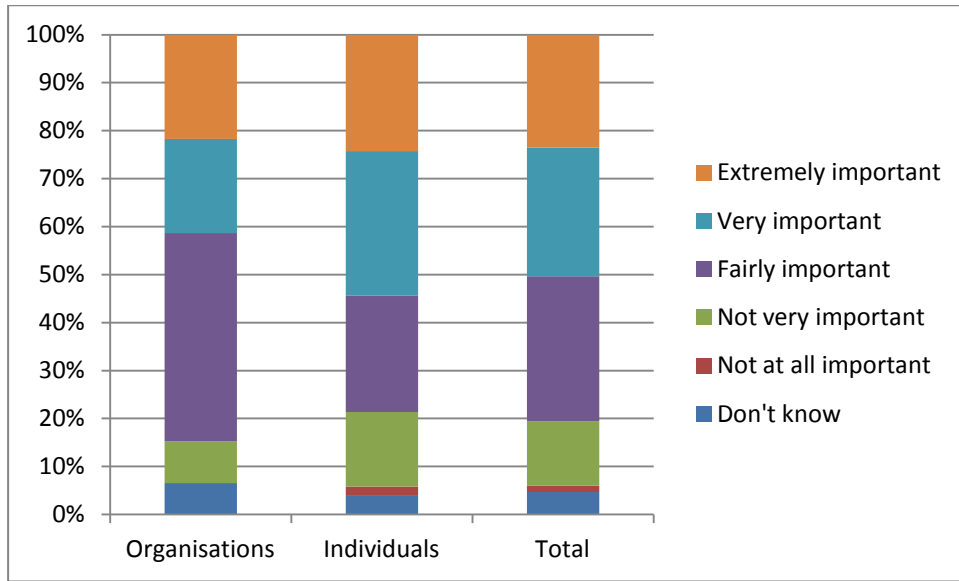
149 respondents rated this activity. Of these, 46 were organisations and 103 were individuals.

Half of respondents (n=75, 50%) thought the activity was either 'very important' (n=39, 26%) or 'extremely important' (n=36, 24%). 50 respondents (34%) said the activity was fairly important. 16 respondents (11%) felt the activity was either 'not very important' (n=13, 9%) or 'not at all important' (n=3, 2%). Eight respondents (5%) didn't know.

Of the organisations, 41.3% (n=19) felt the activity to be extremely or very important. 45.7% (n=21) considered it to be fairly important, while 6.5% (n=3) considered it to be not very important. No organisation felt it to be not at all important; 6.4% (n=3) didn't know.

Of the individuals, 54.4% (n=56) considered this to be extremely or very important. 28.2% (n=29) felt it to be fairly important, and 12.6% (n=13) felt it to be not very or not at all important. 4.9% (n=5) didn't know.

5.17 CHART 5.17: 4H1 Submerged heritage assets and landscapes



149 respondents rated this activity. 46 of these were organisations and 103 individuals.

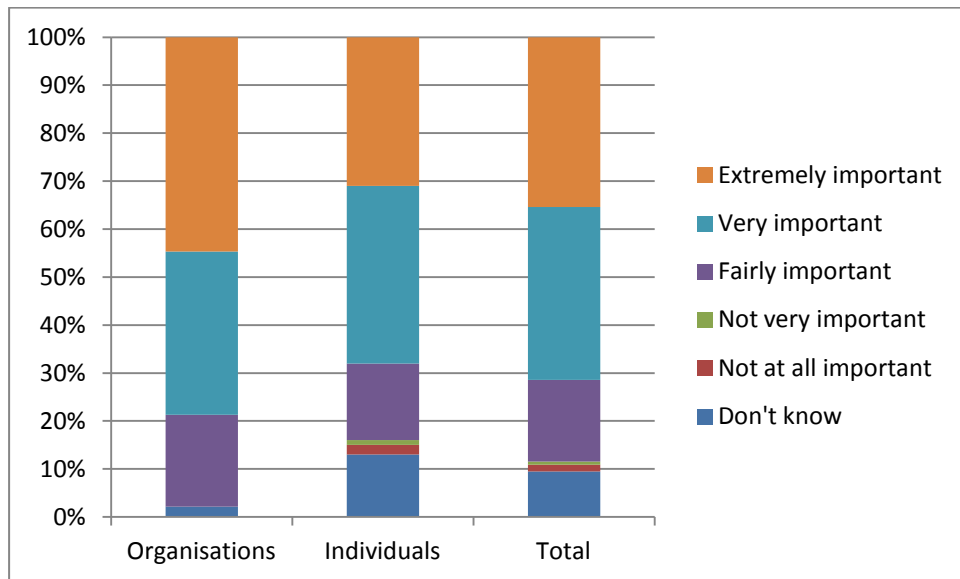
Half of respondents (n=75, 50%) said the activity was either 'very important' (n=40, 27%) or 'extremely important' (n=35, 23%). 45 respondents (30%) said the activity was 'fairly important'. 22 respondents (14%) thought the activity was either 'not very important' (n=20, 13%) or 'not at all important' (n=2, 1%). Seven respondents (5%) said they didn't know.

Of the organisations, 43.5% (n=20) felt it to be fairly important, 41.3% (n=19) considered it to be extremely or very important, while 8.7% (n=4) considered it to be not very important. No organisation felt it to be not at all important; 6.5% (n=3) didn't know.

Of the individuals, 54.4% (n=56) considered it to be extremely or very important. 24.3% (n=25) felt it to be fairly important, while 17.4% (n=18) considered it to be not very or not at all important. 3.9% (n=4) didn't know.

6.0 MEASURE 5: PROTECTION OF SIGNIFICANCE

6.1 CHART 6.1: 5A1 Strategic designation programme



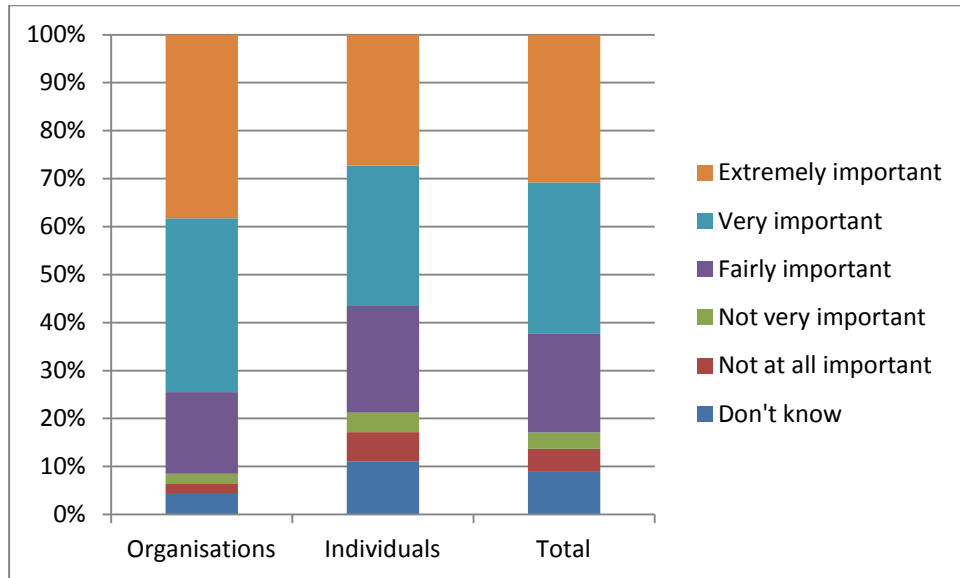
147 respondents rated this activity. 47 of these were organisations and 100 individuals.

Over two thirds of respondents (n=105, 71%) thought the activity was either 'very important' (n=53, 36%) or 'extremely important' (N=52, 35%). 25 respondents (17%) felt the activity was 'fairly important'. Three respondents felt the activity was either 'not very important' (n=1, 1%) or 'not at all important' (n=2, 1%). 14 respondents (10%) didn't know.

Of the organisations, 79% (n=37) considered this activity to be extremely or very important. 19.1% (n=9) considered it to be fairly important. None of the organisations felt it to be not very or not at all important; 2.1% (n=1) didn't know.

Of the individuals, 68% (n=68) considered this extremely or very important. 16% (n=16) considered it to be fairly important, while 3% (n=3) considered it to be not very or not at all important. 13% (n=13) didn't know.

6.2 CHART 6.2: 5A2 Upgrade and modernisation of designation base



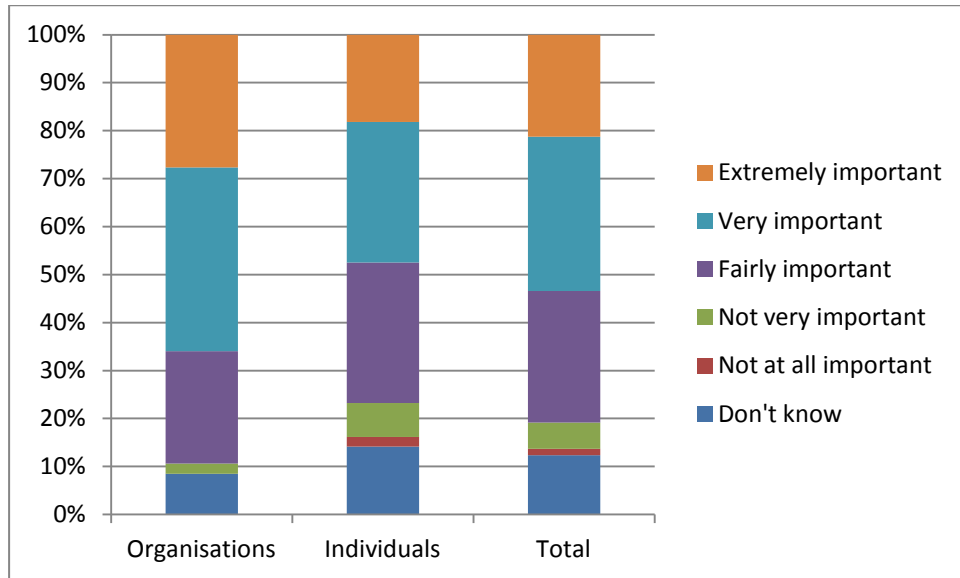
146 respondents rated this activity. Of these, 47 were organisations and 99 were individuals.

Two thirds of respondents (91, 63%) thought the activity was either 'very important' (n=46, 32%) or 'extremely important' (n=45, 31%). 30 respondents (21%) thought the activity was 'fairly important'. Twelve respondents (8%) felt the activity was either 'not very important' (n=5, 3%) or 'not at all important' (n=7, 5%). 13 respondents (9%) said they didn't know.

Of the organisations, 74.5% (n=35) felt it to be extremely or very important. 17% (n=8) felt it to be fairly important; 4.2% (n=2) considered it to be not very or not at all important. 4.3% (n=2) didn't know.

Of the individuals, 56.6% (n=56) considered this to be extremely or very important. 22.2% (n=22) felt it to be fairly important. 10.1% (n=10) felt it to be not very or not at all important, while 11.1% (n=11) didn't know.

6.3 CHART 6.3: 5A3 Restructured responsive designation programme



146 respondents rated this activity. Of these, 47 were organisations and 99 were individuals .

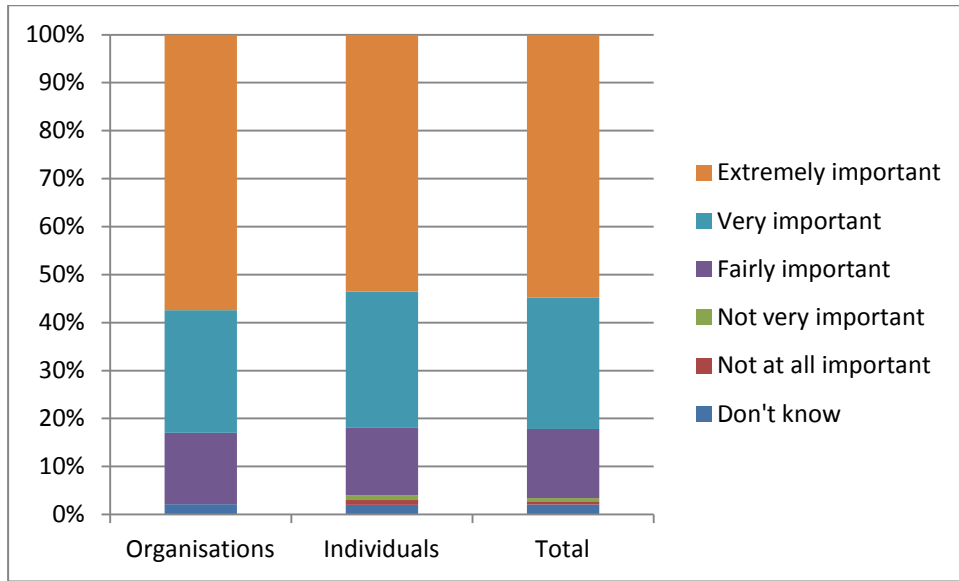
Half of respondents (n=78, 53%) said the activity was either 'very important' (n=47, 32%) or 'extremely important' (n=31, 21%). 40 respondents (27%) said the activity was 'fairly important'. Ten respondents (6%) thought the activity was either 'not very important' (n=8, 5%) or 'not at all important' (n=2, 1%). 18 respondents (12%) didn't know.

Of the organisations, 66% (n=31) felt this to be extremely important or very important. 23.4% (n=11) felt it was fairly important, while 2.1% (n=1) felt it to be not very important. No organisations felt it to be not very important. 8.5% (n=4) didn't know.

Of the individuals, 47.5% (n=47) considered this to be extremely or very important. 29.3% (n=29) felt it to be fairly important, and 9.1% (n=9) felt it to be not very important or not at all important. 14.1% (n=14) didn't know.



6.4 CHART 6.4: 5A4 Supporting local communities in protecting significant heritage assets



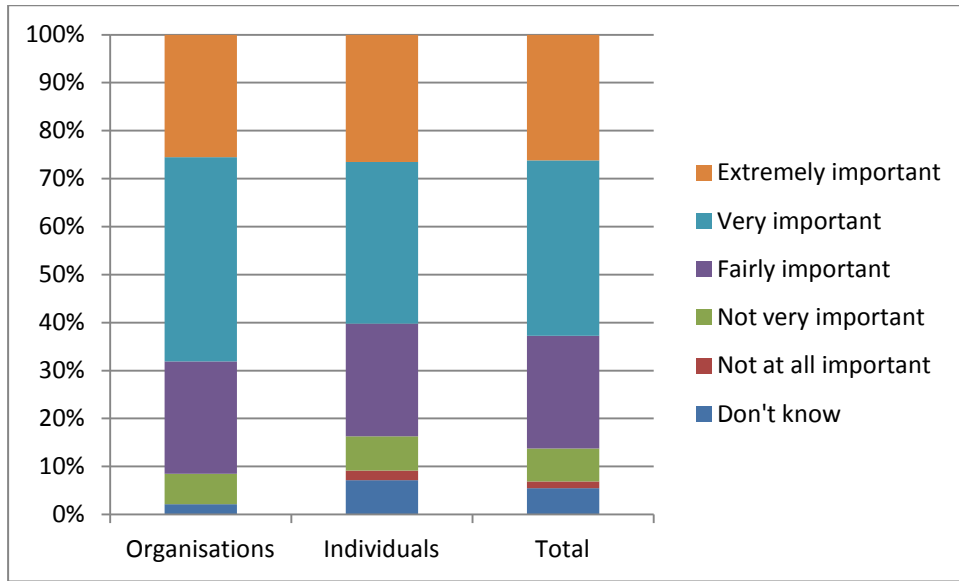
146 respondents rated this activity. 47 of these were organisations and 99 individuals.

The majority of respondents (n=120, 82%) thought this activity was either 'very important' (n=40, 27%) or 'extremely important' (n=80, 55%). 21 respondents (14%) said the activity was 'fairly important'. One respondent thought the activity was 'not very important', while another felt it was 'not at all important'. Three respondents (2%) didn't know.

Of the organisations, 82.9% (n=39) felt it to be extremely or very important. 14.9% (n=7) felt it to be fairly important, while no organisations considered it to be not very or not at all important. 2.1% (n=1) didn't know.

Of the individuals, 81.8% (n=81) considered it to be extremely or very important. 14.1% (n=14) felt it to be fairly important, and 2% (n=2) felt it to be not very or not at all important. 2% (n=2) didn't know.

6.5 CHART 6.5: 5B1 Heritage partnership agreements



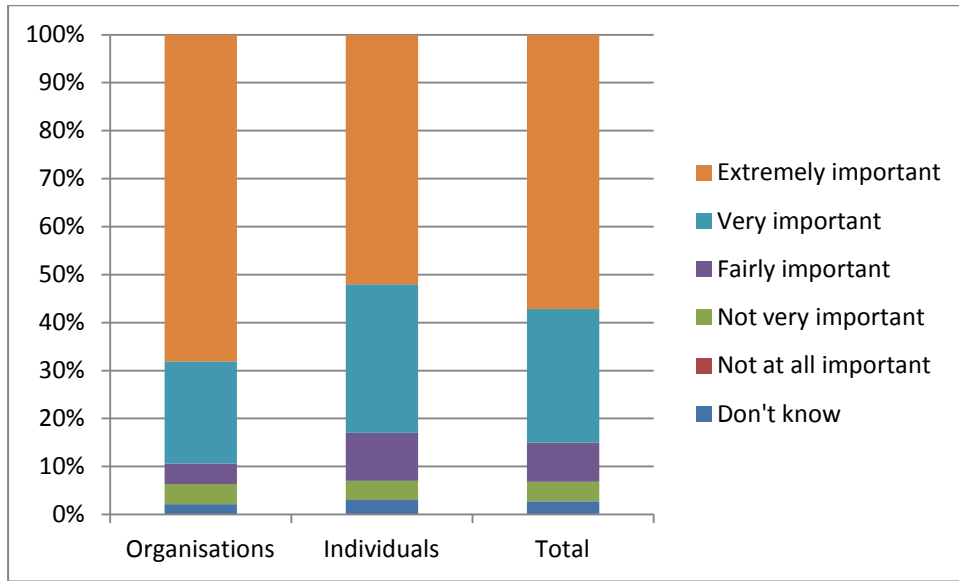
145 respondents rated this activity. 47 of these were organisations and 98 individuals.

Over half of respondents (n=91, 63%) thought the activity was either 'very important' (n=53, 37%) or 'extremely important' (n=38, 26%). 34 respondents (23%) said the activity was 'fairly important'. Twelve respondents (8%) said the activity was either 'not very important' (n=10, 7%) or 'not at all important' (n=2, 1%). Eight respondents (6%) didn't know.

Of the organisations, 68.1% (n=32) considered this activity extremely or very important; 23.4% (n=11) felt it to be fairly important. 6.4% (n=3) felt it to be not very important, and organisations considered it to be not at all important. 2.1% (n=1) didn't know.

Of the individuals, 60.2% (n=59) felt this to be extremely or very important. 23.5% (n=23) felt it was fairly important, and 9.1% (n=9) felt it was not very or not at all important. 7.1% (n=7) didn't know.

6.6 CHART 6.6: 5B2 Underpinning local planning processes



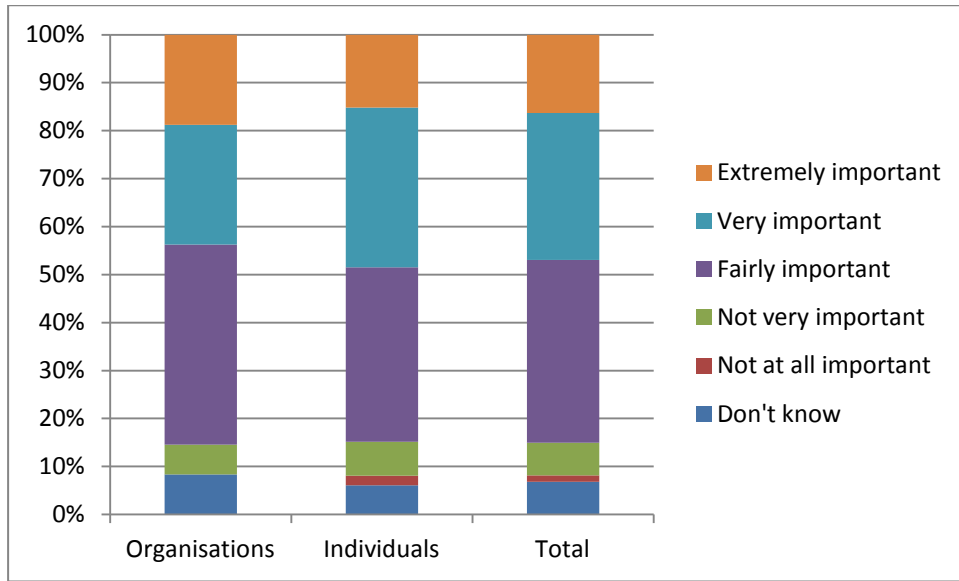
147 respondents rated this activity. Of these, 47 were organisations and 100 were individuals.

The majority of respondents (n=125, 85%) felt the activity was either 'very important' (n=41, 28%) or 'extremely important' (n=84, 57%). Twelve respondents (8%) said the activity was 'fairly important'. Six respondents (4%) said the activity was 'not very important'. None of the respondents thought the activity was 'not important at all'. Four respondents (3%) didn't know.

Of the organisations, 89.4% (n=42) considered this activity to be extremely or very important; 4.3% (n=2) considered it fairly important while 4.3% (n=2) felt it to be not very important. No organisation considered it not at all important; 2.1% (n=1) didn't know.

Of the individuals, 83% (n=83) considered this to be extremely or very important. 10% (n=10) felt it to be fairly important, while 4% (n=4) considered it to be not very important. No individuals felt it to be not at all important; 3% (n=3) didn't know.

6.7 CHART 6.7: 5B3 Developing marine heritage management structures



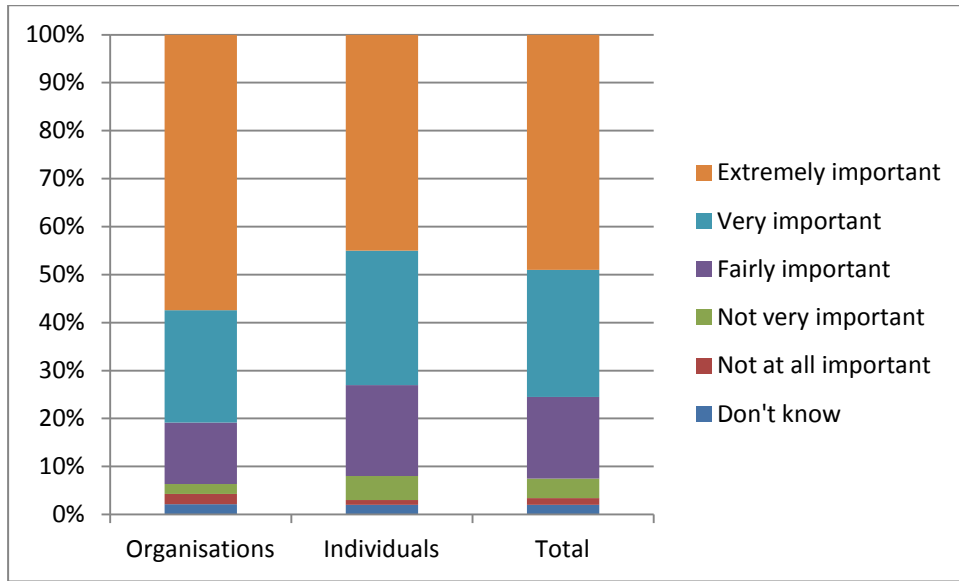
147 respondents rated this activity. Of these, 48 were organisations and 99 were individuals.

Just under half of respondents (n=69, 47%) said the activity was either 'very important' (n=45, 31%) or 'extremely important' (n=24, 16%). 56 respondents (38%) felt the activity was 'fairly important'. Twelve respondents (8%) felt the activity was either 'not very important' (n=10, 7%) or 'not at all important' (n=2, 1%). Ten respondents (7%) didn't know.

Of the organisations, 43.8% (n=21) felt this to be extremely or very important, while 41.7% (n=20) considered it fairly important. 6.3% (n=3) felt it to be not very important, though no organisation felt it to not at all important. 8.3% (n=4) did not know.

Of the individuals, 48.5% (n=48) felt it to be extremely or very important; 36.4% (n=36) considered it to be fairly important, while 9.1 (n=9) felt it to be not very or not at all important. 6.1% (n=6) did not know.

6.8 CHART 6.8: 5C1 Enhancing the capabilities of historic environment records



147 respondents rated this activity. 47 of these were organisations and 100 individuals.

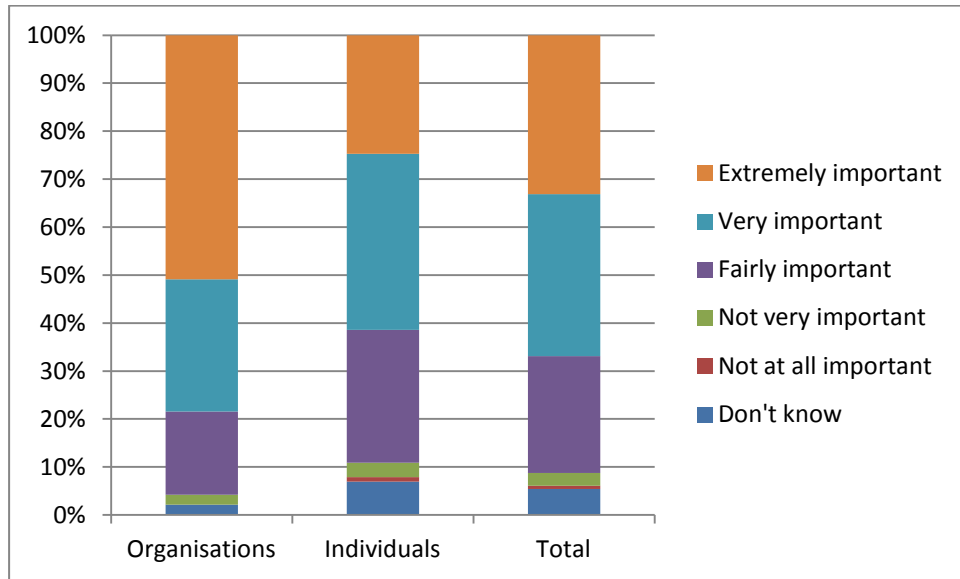
Over two thirds of respondents (n=111, 76%) said the activity was either 'very important' (n=39, 27%) or 'extremely important' (n=72, 49%). 25 respondents (17%) said the activity was 'fairly important'. Eight respondents (5%) thought the activity was either 'not very important' (n=6, 4%) or 'not at all important' (n=2, 1%). Three respondents (2%) didn't know.

Of the organisations, 89.4% (n=42) felt it to be extremely or very important, 4.3% (n=2) considered it to be fairly important, while 4.3% (n=2) considered it to be not very important. No organisation considered it to be not at all important, while 2.1% (n=1) did not know.

Of the individuals, 83% (n=83) considered this to be extremely or very important, while 10% (n=10) felt it to be fairly important. 4% (n=4) considered it to be not very important, and no organisations felt it to be not at all important. 3% (n=3) did not know.

7.0 MEASURE 6: MANAGEMENT OF PLANNED CHANGE IN THE HISTORIC ENVIRONMENT

7.1 CHART 7.1: 6A1 Strategic planning frameworks



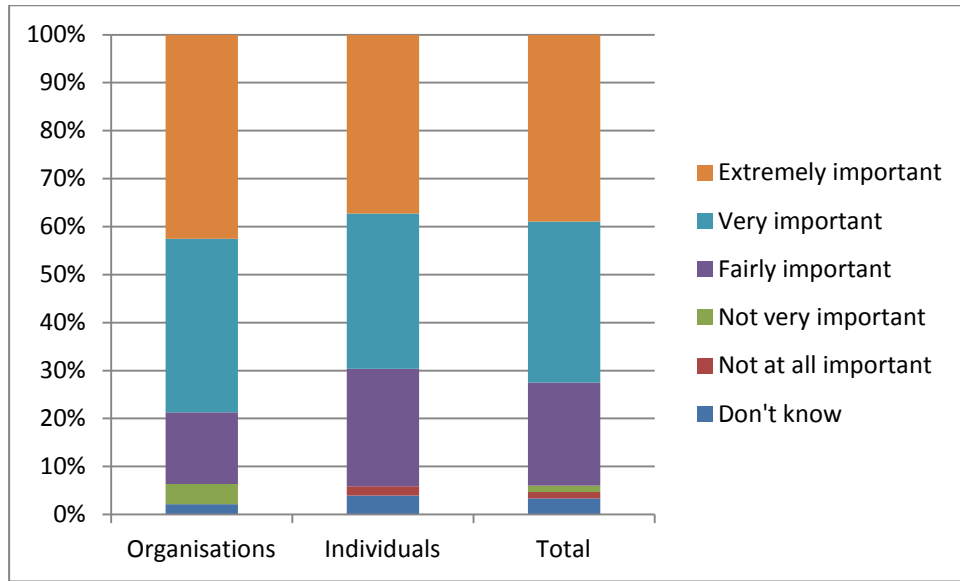
148 respondents rated this activity. Of these, 47 were organisations and 101 were individuals.

Two thirds of respondents (n=99, 67%) felt the activity was either 'not very important' (n=50, 34%) or 'extremely important' (n=49, 33%). 36 respondents (24%) said the activity was 'fairly important'. Five respondents (4%) thought the activity was either 'not very important' (n=4, 3%) or 'not at all important' (n=1, 1%). Eight respondents (5%) didn't know.

Of the organisations, 78.8% (n=37) considered it to be extremely or very important, while 17.4% (n=8) felt it to be fairly important. 2.1% (n=1) thought the activity to be not very important, though no group considered it to be not at all important. 2.1% (n=1) didn't know.

Of the individuals, 61.4% (n=62) considered this activity to be extremely or very important, while 27.7% (n=28) felt it to be fairly important. 4% (n=4) thought it to be not very or not at all important, while 6.9% (n=7) didn't know.

7.2 CHART 7.2: 6A2 Early support for management of change



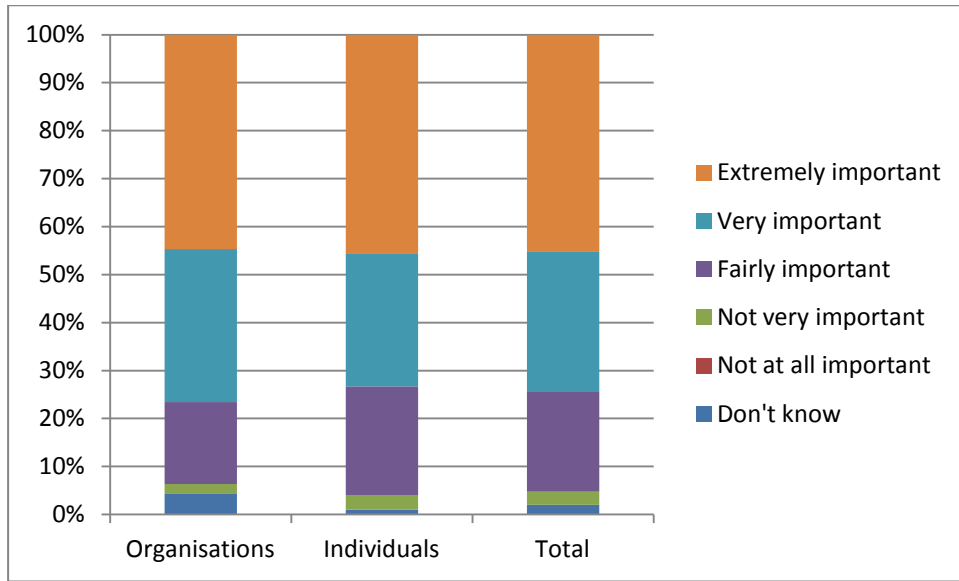
149 respondents rated this activity. Of these, 47 were organisations and 102 were individuals.

The majority of respondents (n=108, 73%) said the activity was either 'very important' (n=50, 34%) or 'extremely important' (n=58, 39%). 32 respondents (21%) said the activity was 'fairly important'. Four respondents (2%) said the activity was either 'not very important' (n=2, 1%) or 'not at all important' (n=2, 1%). Five respondents (3%) didn't know.

Of the organisations, 78.8% (n=37) felt the issue to be extremely or very important; 14.9% (n=7) felt it to be fairly important. 4.3% (n=2) thought it not very important, though no organisation considered it to be not at all important. 2.1% (n=1) did not know.

Of the individuals, 69.7% (n=71) considered this to be extremely or very important; 24.5% (n=25) thought it to be fairly important. No individual considered it to be not very important, though 2% (n=2) felt it was not at all important. 3.9% (n=4) did not know.

7.3 CHART 7.3: 6A3 Management of scheduled monuments



148 respondents rated this activity. 47 of these were organisations and 101 were individuals.

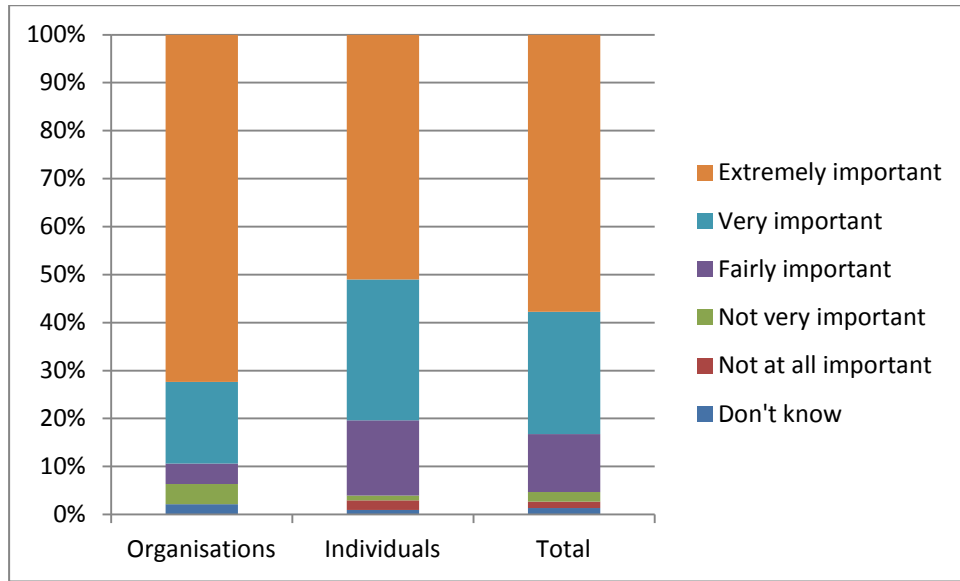
Over two thirds of respondents (n=110, 74%) felt the activity was either 'very important' (n=43, 29%) or 'extremely important' (n=67, 45%). 31 respondents (21%) said the activity was 'fairly important'. Four respondents (3%) said the activity was 'not very important'. None of the respondents thought the activity was 'not at all important'. Three respondents (2%) said they didn't know.

Of the organisations, 76.6% (n=36) considered it to be extremely or very important, while 17% (n=8) considered it to be fairly important. 2.1% (n=1) felt it to be not very important; no organisation answered that it was not at all important. 4.3% (n=2) didn't know.

Of the individuals, 73.2% (n=74) felt it to be extremely or very important. 22.8% (n=23) felt it to be fairly important, while 3% (n=3) thought it to be not very important. No individuals considered it to be not at all important; 1% (n=1) didn't know.



7.4 CHART 7.4: 6A4 Decision-making in the planning process



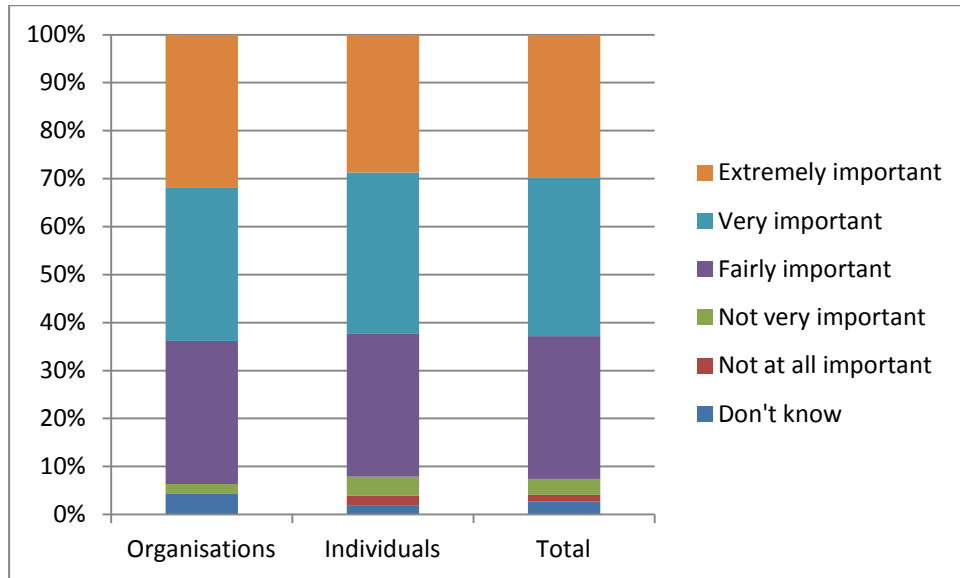
149 respondents rated this activity. 47 were organisations and 102 were individuals.

The majority of respondents (n=124, 84%) felt the activity was either 'very important' (n=38, 26%) or 'extremely important' (n=86, 58%). 18 respondents (12%) said the activity was 'fairly important'. Five respondents (3%) said the activity was either 'not very important' (n=3, 2%) or 'not at all important' (n=2, 1%). Two respondents (1%) didn't know.

Of the organisations, 89.3% (n=42) felt this activity to be extremely or very important. 4.3% (n= 2) felt it to be fairly important, while another 4.3% (n=2) felt it to be not very important. No organisation considered it to be not at all important; 2.1% (n=1) didn't know.

Of the individuals, 80.4% (n=82) considered this to be extremely or very important. 15.7% (n=16) felt it to be fairly important, while 3% (n=3) considered it to be not very or not at all important. 1% (n=1) did not know.

7.5 CHART 7.5: 6A5 Supporting care and management of listed places of worship



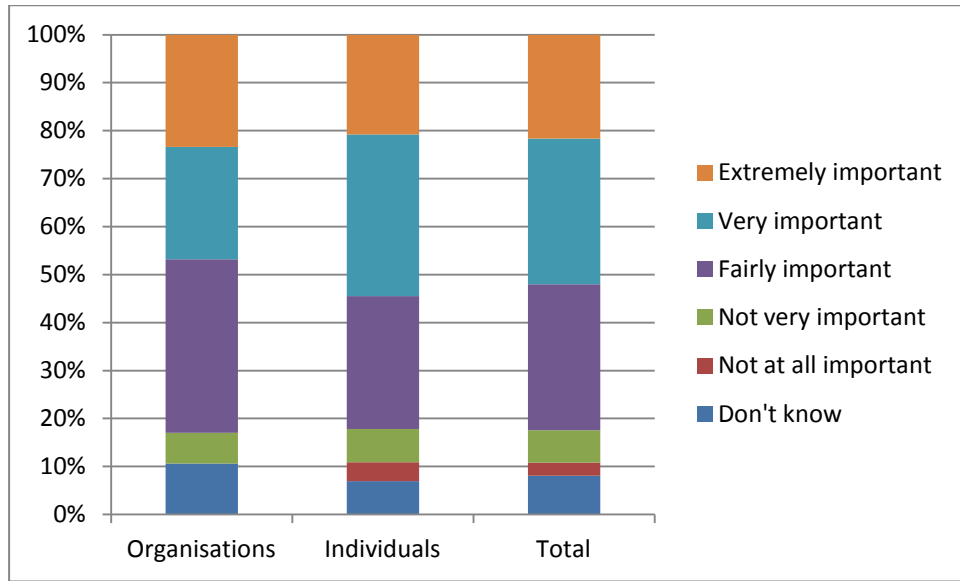
148 respondents rated this activity. 47 of these were organisations and 101 individuals.

Two thirds of respondents (n=93, 63%) said the activity was either 'very important' (n=49, 33%) or 'extremely important' (n=44, 30%). 44 respondents (30%) said the activity was 'fairly important'. Seven respondents (4%) felt the activity was either 'not very important' (n=5, 3%) or 'not at all important' (n=2, 1%). Four respondents (4%) didn't know.

Of the organisations, 63.8% (n=30) felt it to be extremely or very important, while 29.8% (n=14) thought it fairly important. 2.1% (n=1) considered it to be not very important; no organisation thought it to be not at all important. 4.3% (n=2) didn't know.

Of the individuals, 62.4% (n=63) considered this to be extremely or very important. 29.7% (n=30) felt it to be fairly important, while 6% (n=6) considered it to be not very or not at all important. 2% (n=2) didn't know.

7.6 CHART 7.6: 6A6 Supporting informed management of change in the marine environment



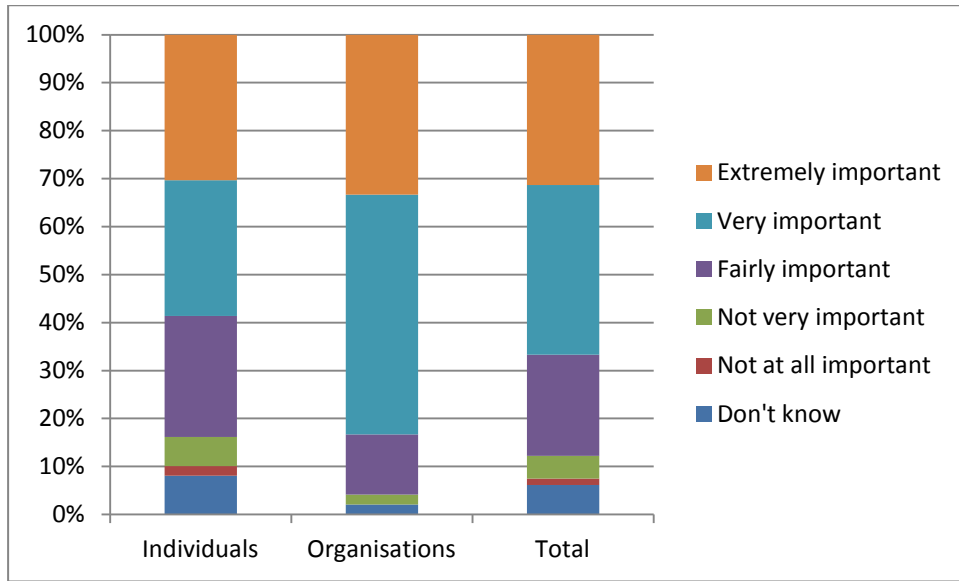
148 respondents rated this activity. 47 were organisations and 101 were individuals.

Just over half of respondents (n=77, 52%) said the activity was either 'very important' (n=45, 30%) or 'extremely important' (n=32, 22%). 45 respondents (30%) said the activity was 'fairly important'. 14 respondents (10%) said the activity was either 'not very important' (n=10, 7%) or 'not at all important' (n=4, 3%). 12 respondents (8%) didn't know.

Of the organisations, 46.8% (n=22) felt it to be extremely or very important. 36.2% (n=17) considered it to be fairly important, while 6.4% (n=3) thought it not very important. No organisation considered it to be not at all important; 11% (n=5) didn't know.

Of the individuals, 54.5% (n=55) responded that they felt it to be extremely or very important; 27.7% (n=28) thought it fairly important. 10.9% (n=11) thought it to be not very or not at all important; 6.9% (n=7) did not know.

7.7 CHART 7.7: 6B1 Strategic condition monitoring



147 respondents rated this activity. 48 were organisations and 99 individuals.

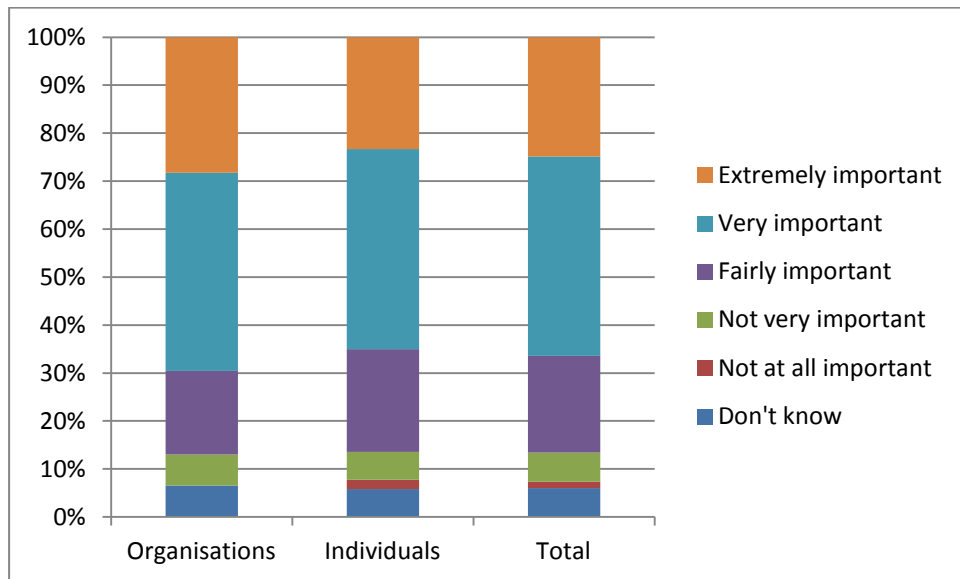
Two thirds of respondents (n=98, 66%) said the activity was either 'very important' (n=52, 35%) or 'extremely important' (n=46, 31%). 31 respondents (21%) said the activity was 'fairly important'. Nine respondents (6%) said the activity was either 'not very important' (n=7, 5%) or 'not at all important' (n=2, 1%). Nine respondents (6%) didn't know.

Of the organisations, 83.3% (n=40) felt the activity to be extremely or very important, while 12.5% (n=6) considered it to be fairly important. 2.1% (n=1) thought it not very important, though no organisation found it to be not at all important. 2.1% (n=1) didn't know.

Of the individuals, 58.6% (n=58) thought it to be extremely or very important. 25.3% (n=25) felt it to be fairly important, while 8.1% (n=8) considered it to be not very or not at all important. 8.1% (n=8) didn't know.

8.0 MEASURE 7: MANAGING MAJOR HOLDINGS OF HISTORIC ASSETS.

8.1 CHART 8.1: 7A1 Asset management plans



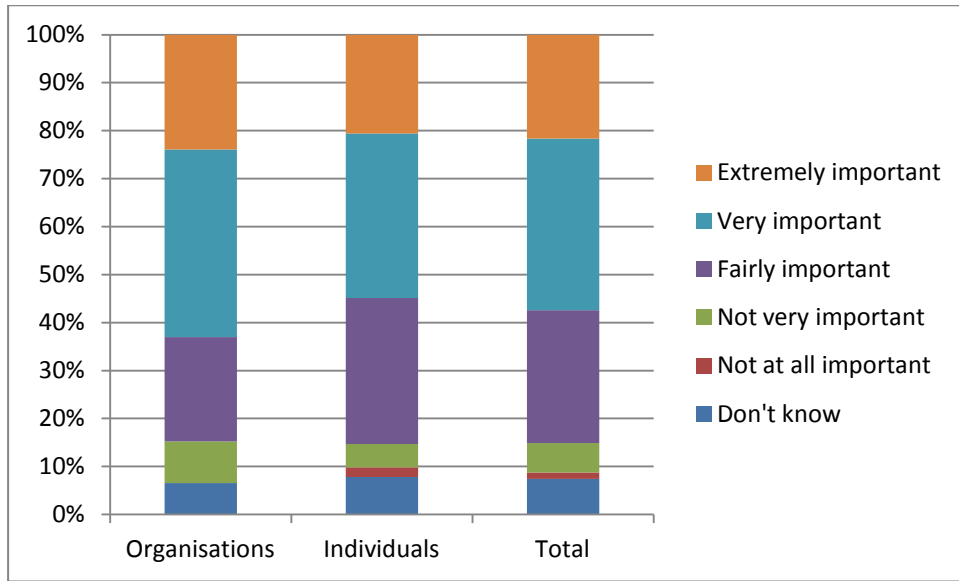
149 respondents rated this activity. 46 of these were organisations and 103 were individuals.

Two thirds of respondents (n=99, 67%) said the activity was either 'very important' (n=62, 42%) or 'extremely important' (n=37, 25%). 30 respondents (20%) said the activity was 'fairly important'. Eleven respondents (7%) said the activity was either 'not very important' (n=9, 6%) or 'not at all important' (n=2, 1%). Nine respondents (6%) didn't know.

Of the organisations, 69.6% (n=32) considered it to be extremely or very important, while 17.4% (n=8) felt it to be fairly important. 6.5% (n=3) considered it to be not very important, while no organisation considered it to be not at all important. 6.5% (n=3) didn't know.

Of the individuals, 65% (n=67) considered this to be extremely or very important. 21.4% (n=22) felt it to be fairly important, while 7.7% (n=8) felt it to be not very or not at all important. 5.8% (n=6) didn't know.

8.2 CHART 8.2: 7A2 Estates change management



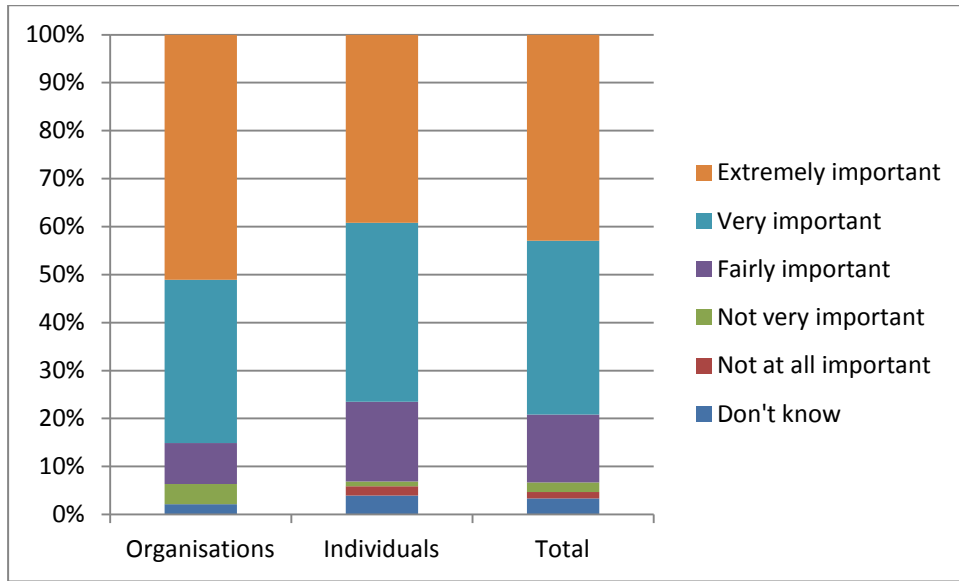
148 respondents rated this activity. 46 of these were organisations and 102 were individuals.

Over half of respondents (n=85, 58%) said the activity was either 'very important' (n=53, 36%) or 'extremely important' (n=32, 22%). 41 respondents (28%) said the activity was 'fairly important'. Eleven respondents (7%) said the activity was either 'not very important' (n=9, 6%) or 'not at all important' (n=2, 1%). Eleven respondents (7%) said they didn't know.

Of the organisations, 63% (n=29) felt this activity to be extremely or very important. 21.7% (n=10) considered it to be fairly important, while 8.7% (n=4) thought it not very important. No organisations considered it to be not at all important; 6.5% (n=3) did not know.

Of the individuals, 54.9% (n=56) considered it to be extremely or very important. 30.4% (n=31) felt it to be fairly important, while 6.9% (n=7) considered it to be not very or not at all important. 7.8% (n=8) didn't know.

8.3 CHART 8.3: 7A3 Securing archives and collections



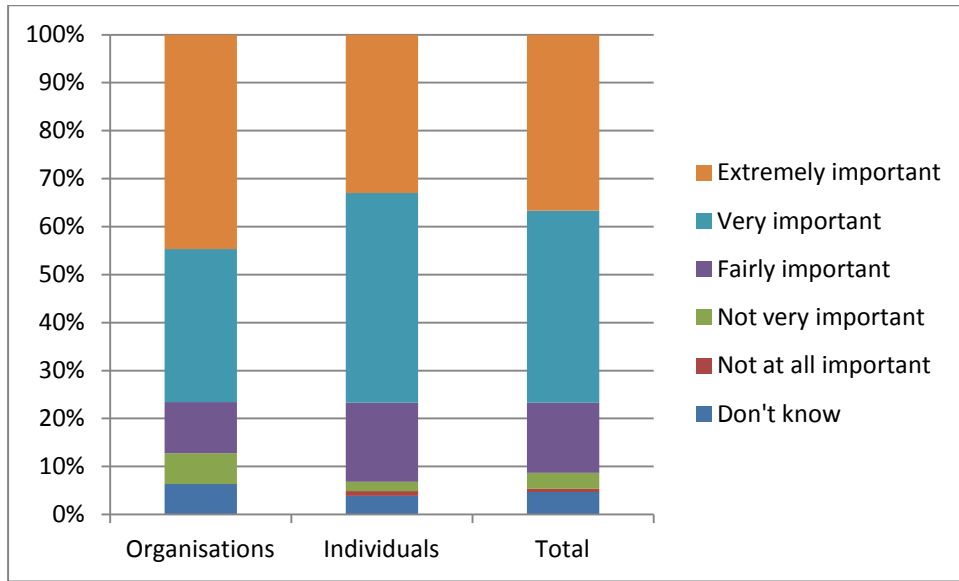
149 respondents rated this activity. 47 were organisations and 102 individuals.

The majority of respondents (n=118, 79%) thought the activity was either 'very important' (n=54, 36%) or 'extremely important' (n=64, 43%). 21 respondents (14%) said the activity was 'fairly important'. Five respondents (3%) said the activity was either 'not very important' (n=3, 2%) or 'not at all important' (n=2, 1%). Five respondents (3%) didn't know.

Of the organisations, 85.1% (n=40) felt it to be extremely or very important. 8.5% (n=4) thought it to be fairly important, while 4.3% (n=2) considered it to be not very important. No organisation thought it not at all important; 2.1% (n=1) didn't know.

Of the individuals, 76.5% (n=78) felt it to be extremely or very important. 16.7% (n=17) thought it to be fairly important, while 3% (n=3) felt it to be not very or not at all important. 3.9% (n=4) didn't know.

8.4 CHART 8.4: 7A4 Preservation of historic artefacts and interiors



150 respondents rated this activity. Of these, 47 were organisations and 103 were individuals.

The majority of respondents (n=115, 77%) said the activity was either 'very important' (n=60, 40%) or 'extremely important' (n=55, 37%). 22 respondents (15%) said the activity was 'fairly important'. Six respondents (4%) said the activity was either 'not very important' (n=5, 3%) or 'not at all important' (n=1, 1%). Seven respondents (5%) didn't know.

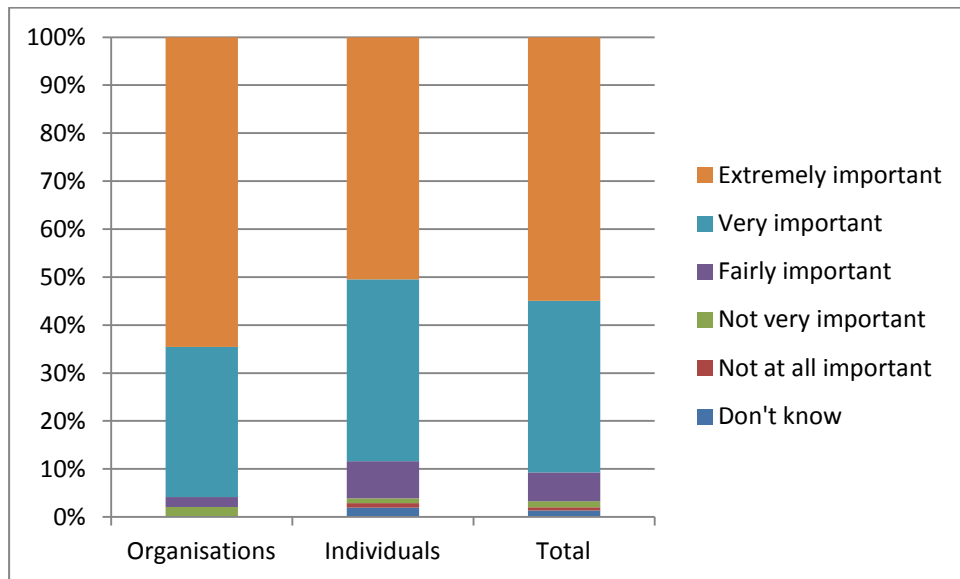
Of the organisations, 76.6% (n=36) considered this activity to be extremely or very important, while 10.6% (n=5) thought it fairly important. 6.4% (n=3) thought it not very important, though no organisation considered it to be not at all important. 6.4% (n=3) did not know.

Of the individuals, 76.7% (n=79) thought this to be extremely or very important; 16.5% (n=17) considered it to be fairly important. 2.9% (n=3) thought it to be not very or not at all important, while 3.9% (n=4) didn't know.



9.0 MEASURE 8: HELP AND ADVICE FOR OWNERS

9.1 CHART 9.1: 8A1 Reducing risk to heritage assets through expert advice



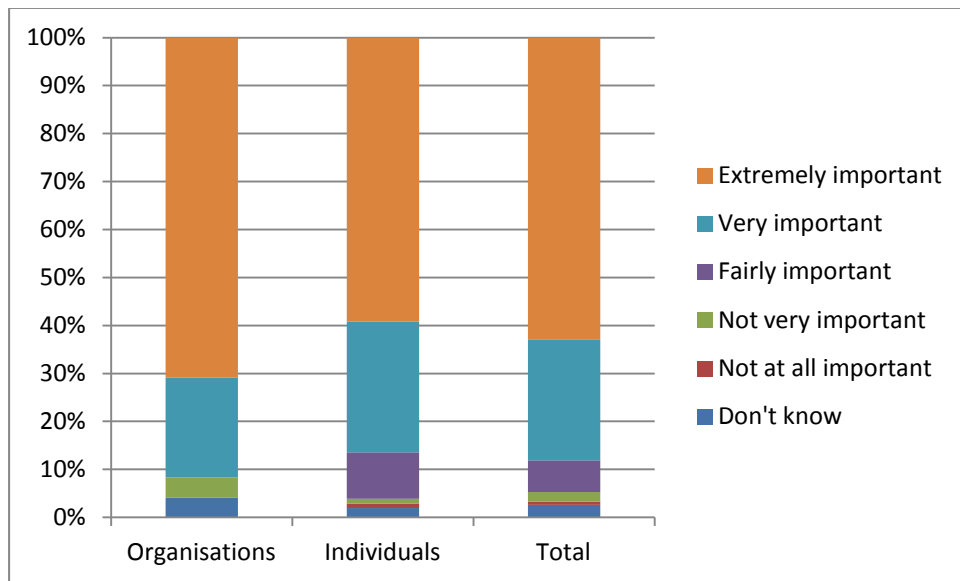
151 respondents rated this activity. 48 were organisations and 103 were individuals.

The majority of the respondents (n=137, 91%) felt this activity was 'extremely important' (n=83, 55%) or 'very important' (n=54, 36%). 6% (n=9) considered it to be 'fairly' important, while 2% (n=3) considered it to be 'not very important' (n=2, 1%) or 'not at all important' (n=1, 1%). Two respondents (1%) didn't know.

Of the organisations, 95.9% (n=46) considered it to be extremely or very important. 2.1% (n=1) considered it to be fairly important, while 2.1% (n=1) thought it not very important. No organisations thought it not at all important, or did not know.

Of the individuals, 88.4% (n=91) considered this to be extremely or very important; 7.8% (n=8) thought it fairly important. 2% (n=2) felt it to be not very or not at all important, while 1.9% (n=2) didn't know.

9.2 CHART 9.2: 8A2 Building specialist capacity/skills to manage and conserve heritage assets



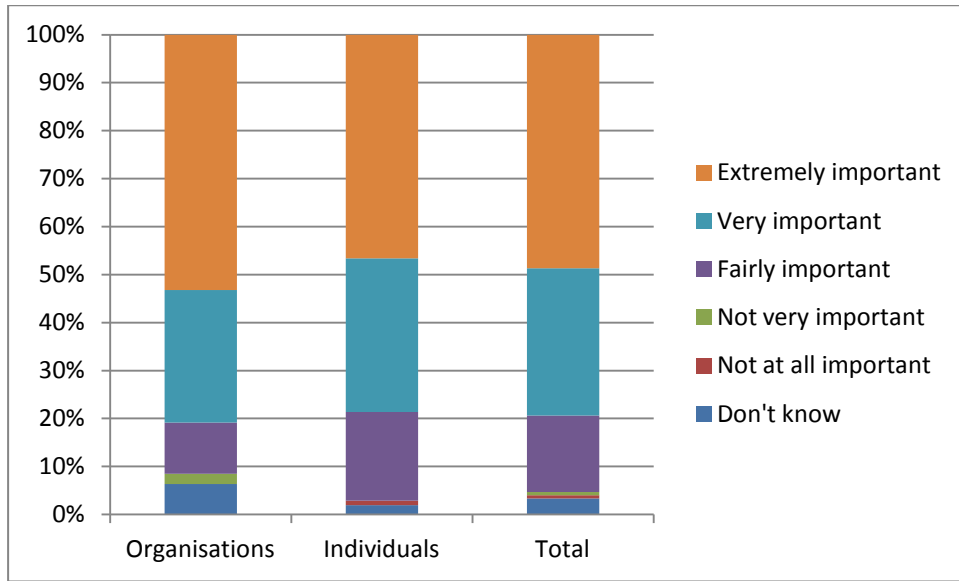
151 respondents rated this activity. Of these, 48 were organisations and 103 were individuals.

The majority of respondents (n=133, 88%) considered this activity to be 'extremely important' (n=95, 63%) or 'very important' (n=38, 25%). Ten respondents (7%) thought it to be 'fairly important', and four respondents (3%) considered it to be 'not very important' (n=3, 2%) or 'not at all important' (n=1, 1%). Four respondents (3%) did not know.

Of the organisations, 91.6% (n=44) considered this activity to be extremely or very important. No one responded that it was fairly important, though 4.2% (n=2) felt it to be not very important. No organisation considered it to be not at all important 4.2% (n=2) didn't know.

Of the individuals, 86.4% (n=89) felt it to be extremely or very important. 9.7% (n=10) felt it to be fairly important; 2% (n=2) considered it not very or not at all important. 1.9% (n=2) didn't know.

9.3 CHART 9.3: 8A3 Reducing risk to heritage assets through repair grant



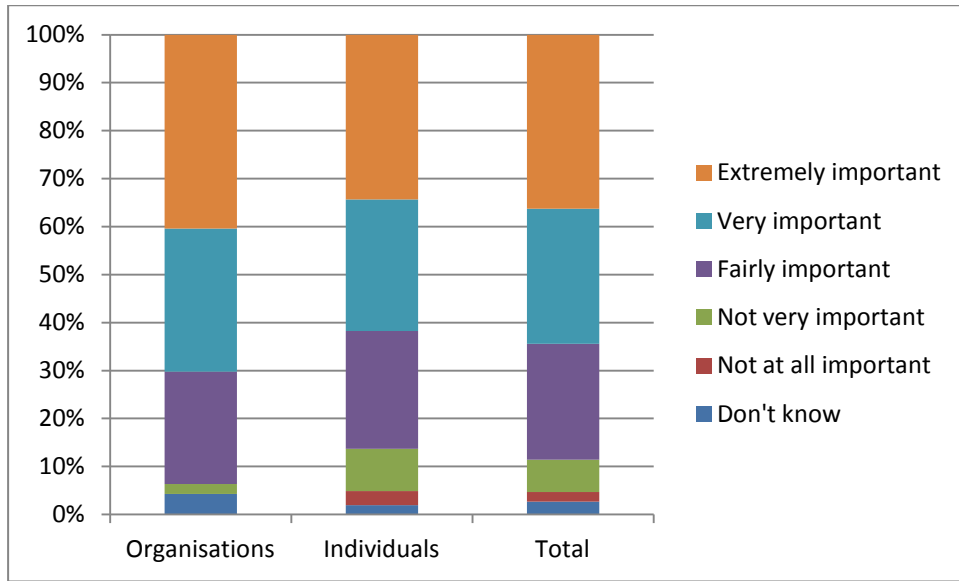
150 respondents rated this activity. 47 were organisations and 103 were individuals.

The majority of respondents (n=119, 80%) felt this activity was 'extremely important' (n=73, 49%), or 'very important' (n=46, 31%). 24 respondents (16%) found it 'fairly important', while two (2%) found it to be 'not very important' (n=1, 1%) or 'not at all important' (n=1, 1%). Five respondents (3%) did not know.

Of the organisations, 80.9% (n=38) felt the activity to be extremely or very important, while 10.6% (n=5) thought it to be fairly important. 2.1% (n=1) considered it to be not very important, while no organisation thought it to be not at all important. 6.4% (n=3) didn't know.

Of the individuals, 78.6% (n=81) considered it to be extremely or very important. 18.4% (n=19) felt it to be fairly important. No one considered it to be not very important, though 1% (n=1) thought it not at all important. 1.9% (n=2) didn't know.

9.4 CHART 9.4: 8A4 Reducing risk to heritage assets through acquisition and repair



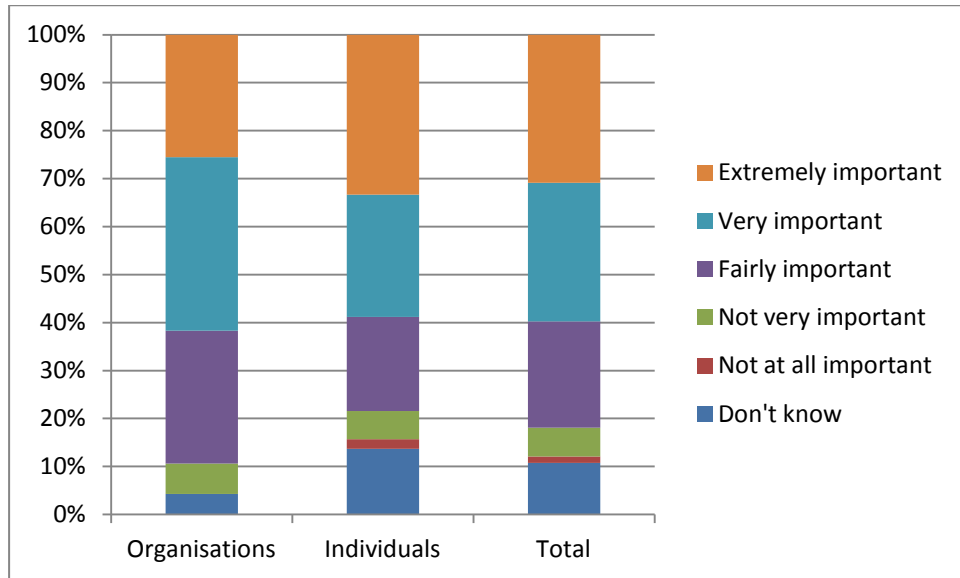
149 respondents rated this activity. Of these, 47 were organisations and 102 were individuals.

Two thirds of respondents (n=96, 64%) considered the activity to be 'extremely important' (n=54, 36%) or 'very important' (n=42, 28%). 36 respondents (24%) found it to be 'fairly important', while thirteen (9%) found it to be 'not very important' (n=10, 7%) or 'not at all important' (n=3, 2%). Four respondents (3%) didn't know.

Of the organisations, 70.2% (n=33) felt the activity to be extremely or very important; 23.4% (n=11) considered it to be fairly important. 2.1% (n=1) thought it not very important, while no organisation considered it not at all important. 4.3% (n=2) did not know.

Of the individuals, 61.8% (n=63) considered it to be extremely or very important. 24.5% (n=25) felt it to be fairly important; 11.7% (n=12) thought it to be not very or not at all important. 2% (n=2) didn't know.

9.5 CHART 9.5: 8A5 Offsetting loss through knowledge dividend



149 respondents rated this activity. Of these, 47 were organisations and 102 were individuals.

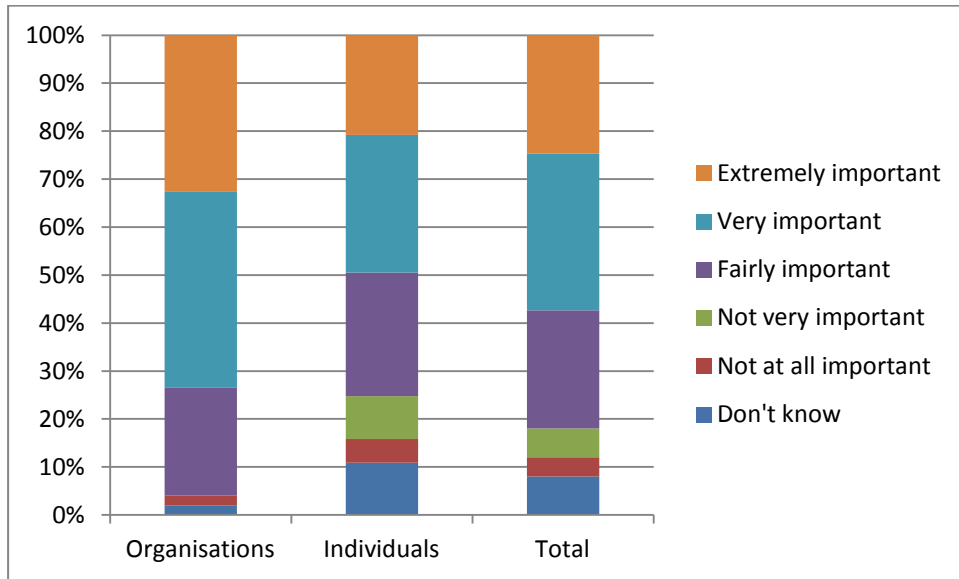
Just under two thirds of respondents (n=89, 60%) felt it was either 'extremely important' (n=46, 31%) or 'very important' (n=43, 29%). 33 respondents (22%) thought it to be 'fairly important', while 11 respondents (7%) thought it to be 'not very important' (n=9, 6%) or 'not at all important' (n=2, 1%). 16 respondents (11%) did not know.

Of the organisations, 61.7% (n=29) felt the activity to be extremely or very important, while 27.7% (n=13) thought it to be fairly important. 6.4% (n=3) considered it to be not very important, while no organisation thought it not at all important. 4.3% (n=2) did not know.

Of the individuals, 58.8% (n=60) considered it to be extremely or very important, while 19.6% (n=20) thought it to be fairly important. 7.9% (n=8) felt it to be not very or not at all important, while 13.7% (n=14) didn't know.

10.0 SUPPORTING ACTION: ESTABLISHING VALUE

10.1 CHART 10.1: A1 Sector intelligence research



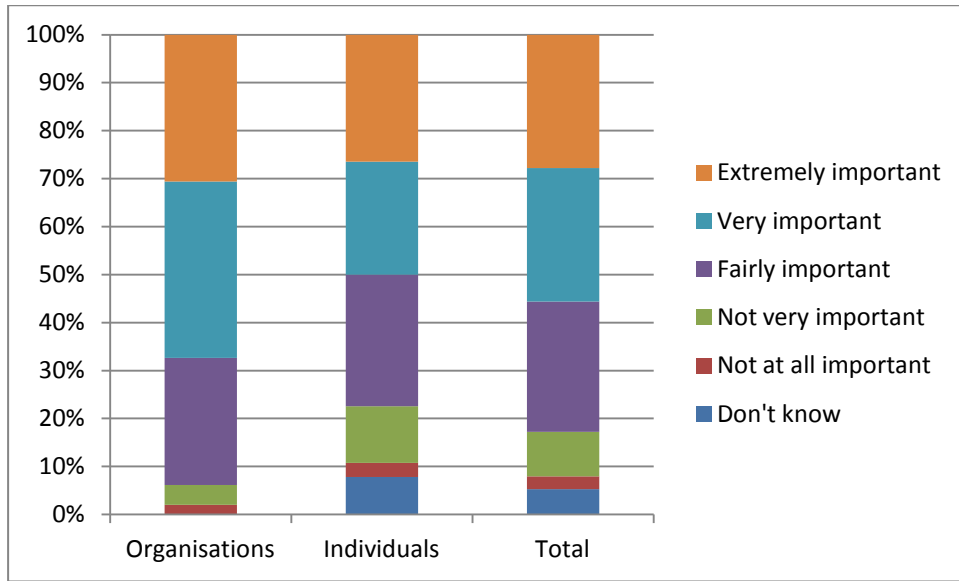
150 respondents rated this action. 49 were organisations and 101 were individuals.

One half of respondents (n=86, 58%) considered this action to be 'extremely important' (n=37, 25%) or 'very important' (n=49, 33%), while 37 (25%) felt it to be 'fairly important'. 15 (10%) found it to be 'not very important' (n=9, 6%) or 'not at all important' (n=6, 4%). 12 respondents (8%) didn't know.

Of the organisations, 73.5% (n=36) considered it to be extremely or very important; 22.4% (n=11) felt it to be fairly important. No organisations responded that it was not very important, though 2% (n=1) felt it to be not at all important. A further 2% (n=1) did not know.

Of the individuals, 49.5% (n=50) thought it to be extremely or very important. 25.7% (n=26) thought it to be fairly important, while 13.9% (n=14) felt it to be not very or not at all important. 10.9% (n=11) did not know.

10.2 CHART 10.2: A2 Research on perceptions and values



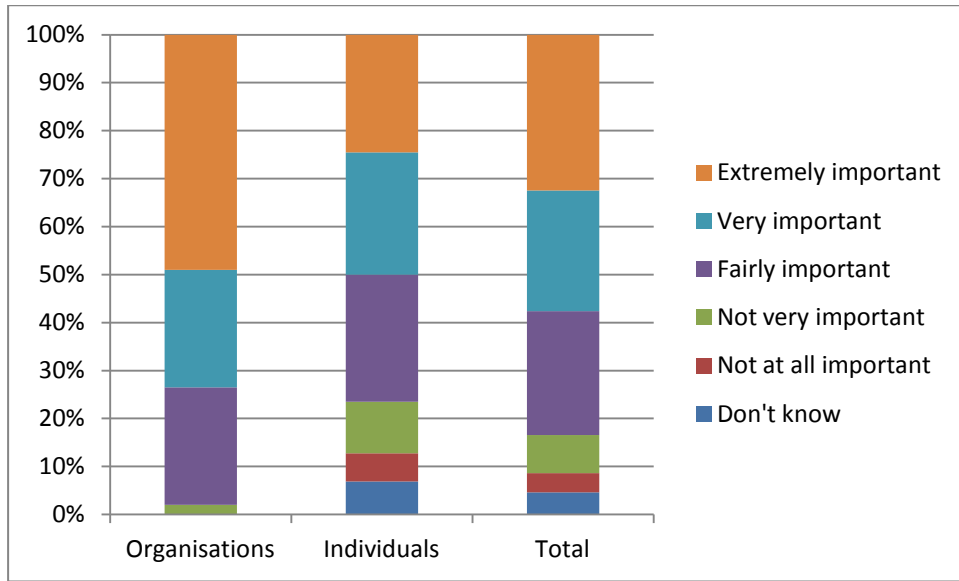
151 respondents rated this action. Of these, 49 were organisations and 102 were individuals.

One half of respondents (n=84, 56%) considered this action to be 'extremely important' (n=42, 28%) or 'very important' (n=42, 28%). 41 respondents (27%) thought it to be 'fairly important', and 18 respondents (12%) felt it to be 'not very important' (n=14, 9%) or 'not at all important' (n=4, 3%). Eight respondents (5%) did not know.

Of the organisations, 67.3% (n=33) considered it to be extremely or very important; 26.5% (n=13) felt it to be fairly important. 6.1% (n=3) considered it to be not very or not at all important, while no organisation responded that they didn't know.

Of the individuals, 50% (n=51) felt it to be extremely or very important. 27.5% (n=28) considered it to be fairly important, while 14.7% (n=15) felt it to be not very or not at all important. 7.8% (n=8) didn't know.

10.3 CHART 10.3: A3 Research on economic values



151 respondents rated this action. 49 were organisations and 102 were individuals.

Half of the respondents (n=87, 52%) considered this action to be 'extremely important' (n=49, 32%) or 'very important' (n=38, 25%), and 39 (26%) felt it to be 'fairly important'. 18 (12%) thought it either 'not very important' (n=12, 8%) or 'not at all important' (n=6, 4%). 7 respondents (5%) did not know.

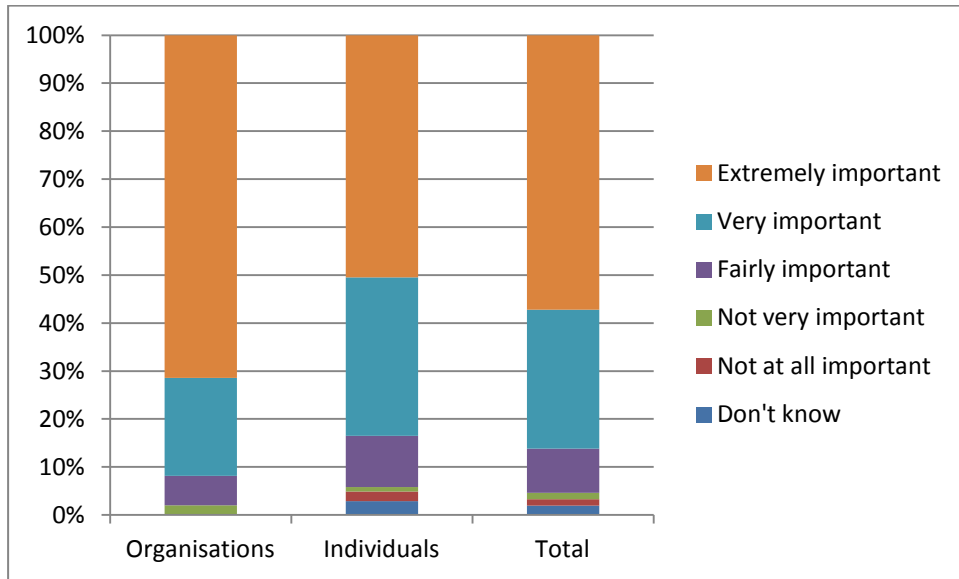
Of the organisations, 73.5% (n=36) felt it to be extremely or very important, while 24.5% (n=12) thought it to be fairly important. 2% (n=1) felt it to be not very important. No organisation felt it to be not at all important, or responded that they didn't know.

Of the individuals, 50% (n=51) considered it to be extremely or very important; 26.5% (n=27) thought it fairly important. 16.7% (n=17) felt it to be not very or not at all important, while 6.9% (n=7) didn't know.



11.0 SUPPORTING ACTION: BUILDING CAPACITY

11.1 CHART 11.1: B1 Training and development



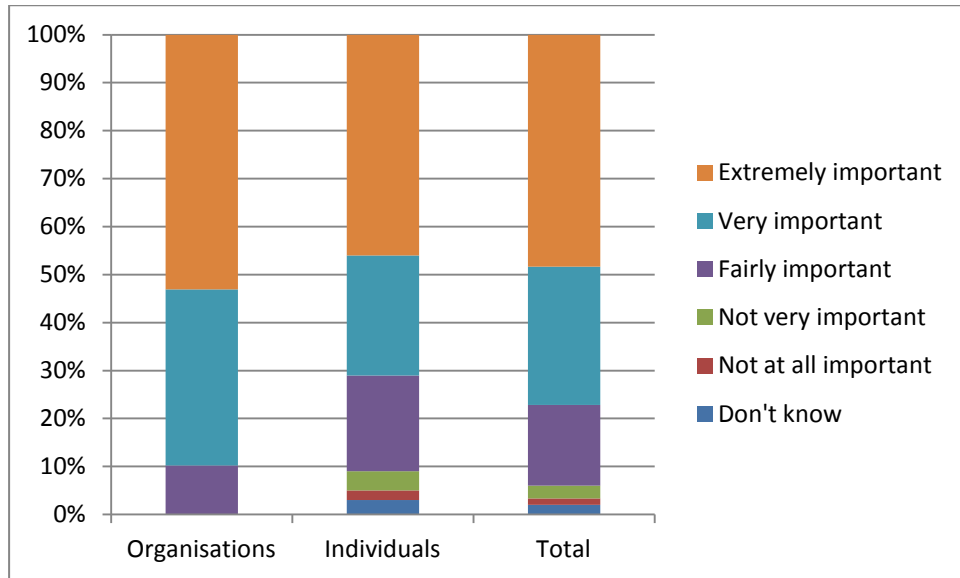
152 respondents rated this action. 49 were organisations and 103 were individuals.

The majority of respondents (n=131, 86%) found this action to be either 'extremely important' (n=87, 57%), or 'very important', (n=44, 29%). 14 (9%) considered it to be 'fairly important', while four (2%) considered it to be 'not very important' (n=2, 1%) or 'not at all important' (n=2, 1%). Three respondents (2%) didn't know.

Of the organisations, 91.8% (n=45) considered this action to be extremely or very important. 6.1% (n=3) felt it to be fairly important, while 2% (n=1) thought it not very important. No organisation responded that they considered it to be not at all important, or that they did not know.

Of the individuals, 83.5% (n=86) considered it to be extremely or very important, while 10.7% (n=11) felt it to be fairly important. 2.9% (n=3) felt it to be not very or not at all important. Another 2.9% (n=3) responded that they didn't know.

11.2 CHART 11.2: B2 Direct capacity-building (support for post etc)



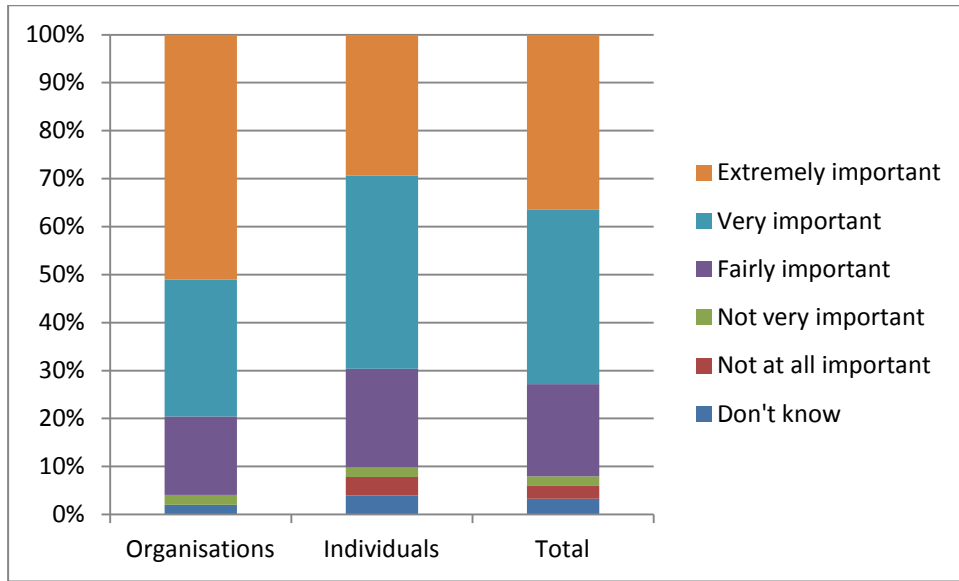
149 respondents rated this action. Of these, 49 were organisations and 100 were individuals.

The majority of respondents (n=115, 77%) considered this action to be 'extremely important' (n=72, 48%) or 'very important' (n=43, 29%). 25 respondents (17%) thought it 'fairly important', and six (4%) felt it was either 'not very important' (n=4, 3%) or 'not at all important' (n=2, 1%). Three respondents (2%) did not know.

Of the organisations, 89.8% (n=44) responded that this action was extremely or very important. 10.2% (n=5) considered it to be fairly important. No organisation felt it to be not very or not at all important, or responded that they did not know.

Of the individuals, 71% (n=71) considered it to be extremely or very important, while 20% (n=20) felt it to be fairly important. 6% (n=6) thought it to be not very or not at all important; 3% (n=3) didn't know.

11.3 CHART 11.3: B3 Standards and guidance development (alongside many NHPP activities)



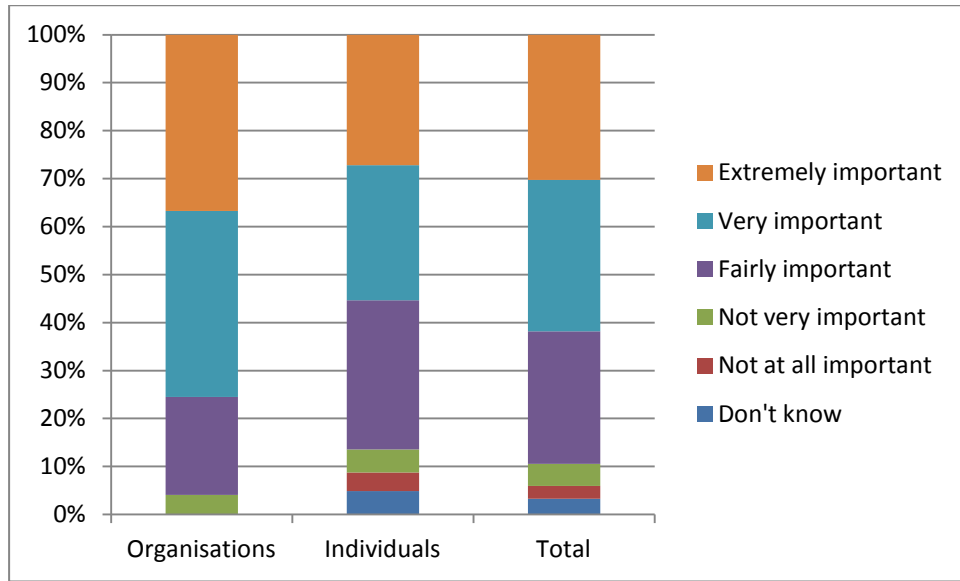
151 respondents rated this action. 49 were organisations and 102 were individuals.

The majority (n=110, 72%) found this action to be either 'extremely important' (n=55, 36%) or 'very important' (n=55, 36%). 29 respondents (19%) considered it to be 'fairly important', while seven respondents (5%) felt it to be 'not very important' (n=3, 2%) or 'not at all important' (n=4, 3%). Five (3%) didn't know.

Of the organisations, 79.6% (n=39) felt this action to be extremely or very important, while 16.3% (n=8) thought it fairly important. 2% (n=1) considered it to be not very important, though no organisation felt it to be not at all important. 2% (n=1) didn't know.

Of the individuals, 69.6% (n=71) considered it to be extremely or very important; 20.6% (n=21) thought it to be fairly important. 5.9% (n=6) felt it to be not very or not at all important; 3.9% (n=4) didn't know.

11.4 CHART 11.4: B4 Research resources (frameworks, synthetic tools)



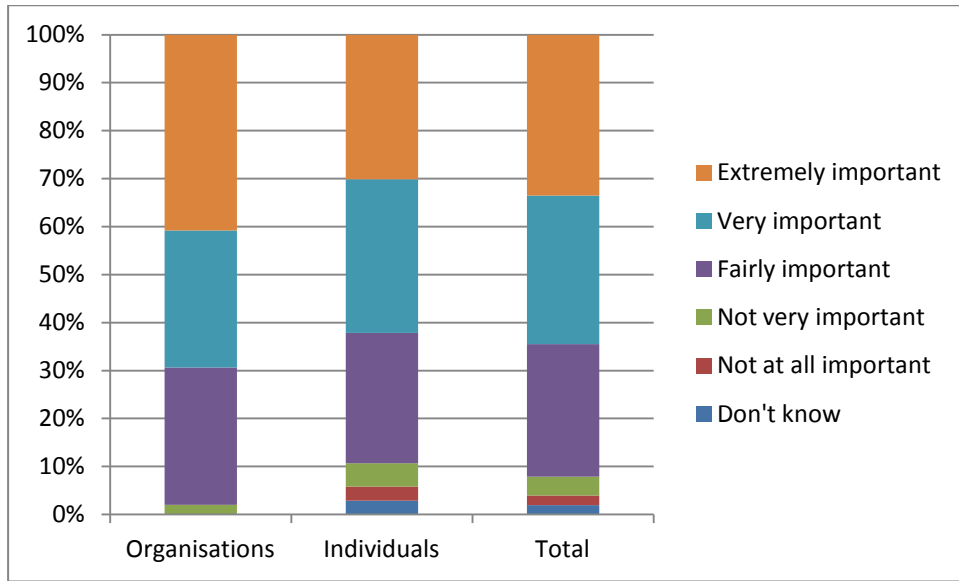
152 respondents rated this action. 49 were organisations and 103 were individuals.

Nearly two thirds of respondents (n=94, 62%) felt this action to be 'extremely important' (n=48, 30%) or 'very important' (n=46, 32%), and 42 (28%) thought it 'fairly important'. Eleven respondents (8%) found it to be 'not very important' (n=7, 5%) or 'not at all important' (n=4, 3%). Five (3%) did not know.

Of the organisations, 75.5% (n=37) considered this action to be extremely or very important. 20.4% (n=10) thought it fairly important, and 4.1% (n=2) thought it not very important. No organisations considered it not at all important, or responded that they didn't know.

Of the individuals, 55.4% (n=57) felt it to be extremely or very important, while 31.1% (n=32) thought it was 'fairly important'. 8.8% (n=9) thought it to be not very important or not at all important, while 4.9% (n=5) did not know.

11.5 CHART 11.5: B5 Methodological and technical development



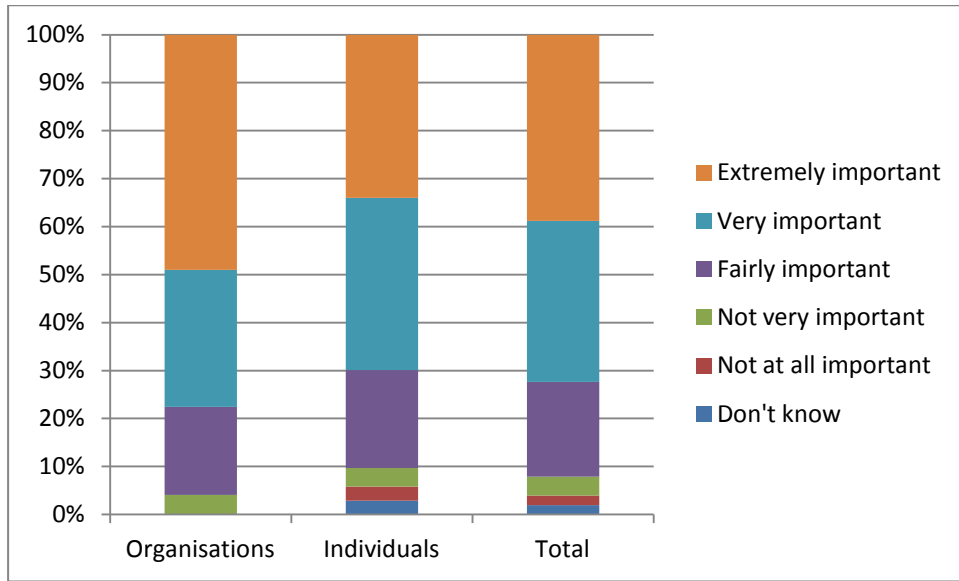
152 respondents rated this action. 49 were organisations and 103 were individuals.

2/5 of respondents (n=98, 65%) considered this action to be 'extremely important' (n=51, 34%) or 'very important' (n=47, 31%). 42 respondents (28%) considered it to be 'fairly important', and nine (6%) found it to be either 'not very important' (n=6, 4%) or 'not at all important' (n=3, 2%). Three respondents (2%) didn't know.

Of the organisations, 69.4% (n=34) considered this action to be extremely or very important; 28.6% (n=14) thought it fairly important, while 2% (n=1) thought it not very important. No organisation considered it to be not at all important, or responded that they did not know.

Of the individuals, 62.1% (n=64) considered it to be extremely or very important; 27.2% (n=28) felt it to be fairly important. 7.8% (n=8) thought it to be not very or not at all important; 2.9% (n=3) did not know.

11.6 CHART11.6: B6 Knowledge transfer (conferences, workshops, seminars)



152 respondents rated this action. 49 were organisations and 103 were individuals.

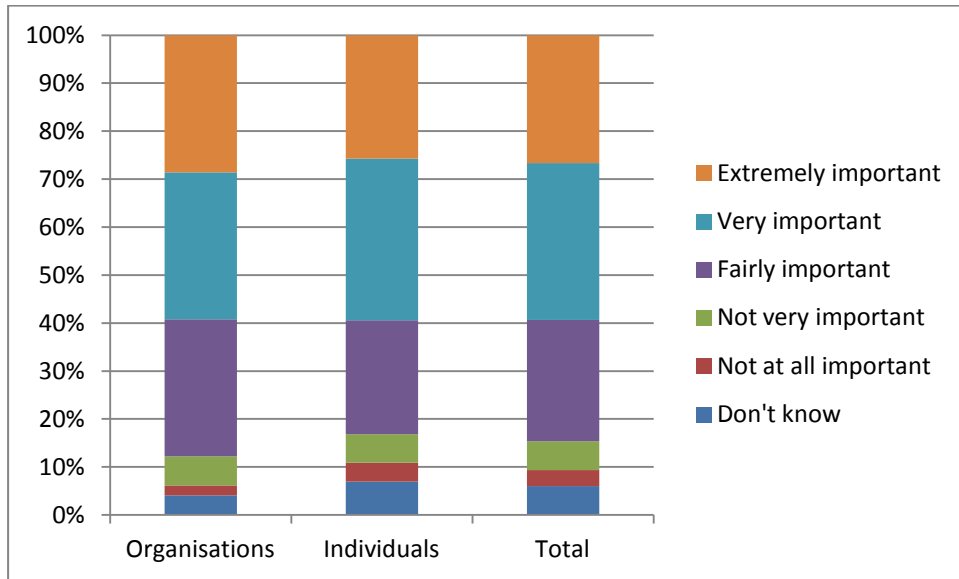
The majority of respondents (n=110, 73%) considered this action to be either 'extremely important' (n=59, 39%) or 'very important' (n=51, 34%) 30 respondents (20%) found it to be 'fairly important'. Nine (6%) thought it either 'not very important' (n=6, 4%) or 'not at all important' (n=3, 2%). Three respondents (2%) didn't know.

Of the organisations, 77.6% (n=38) found this action to be extremely or very important, while 18.4% (n=9) felt it to fairly important. 4.1% (n=2) considered it not very important. No organisation thought it to be not at all important, or did not know.

Of the individuals, 69.9% (n=72) considered it to be extremely or very important. 20.4% (n=21) thought it was fairly important, while 6.8% (n=7) felt it was not very or not at all important. 2.9% (n=3) did not know.

12.0 SUPPORTING ACTION: ASSESSING KNOWLEDGE

12.1 CHART 12.1: C1 Developing better systems (networks, interoperability etc)



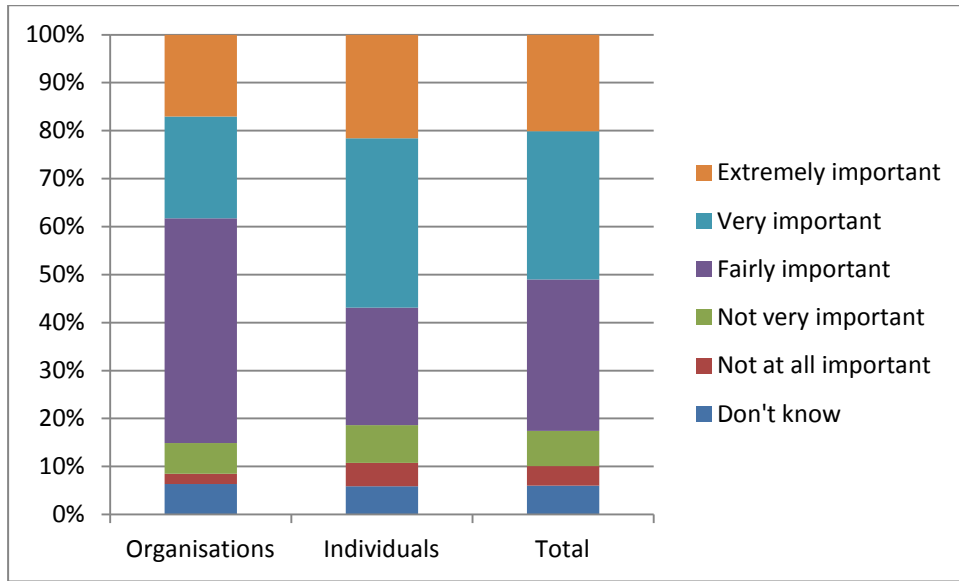
150 respondents rated this action. 49 were organisations and 101 were individuals.

89 respondents (60%) found this action to be either 'extremely important' (n=40, 27%) or 'very important' (n=49, 33%). 38 (25%) considered it to be 'fairly important', while 14 (9%) felt it was either 'not very important' (n=9, 6%) or 'not at all important' (n=5, 3%). Nine respondents (6%) did not know.

Of the organisations, 59.2% (n=29) found this action to be extremely or very important, while 28.6% (n=14) considered it to be fairly important. 8.1% (n=4) felt it to be not very or not at all important; 4.1% (n=2) didn't know.

Of the individuals, 59.4% (n=60) considered it to be extremely or very important, while 23.8% (n=24) found it to be fairly important. 9.9% (n=10) considered it to be not very or not at all important, while 6.9% (n=7) did not know.

12.2 CHART 12.2: C2 Developing new resources (e.g. SoL Online, ADS Grey Lit Library, AIP etc)



149 respondents rated this action. 47 organisations and 102 individuals responded to the question.

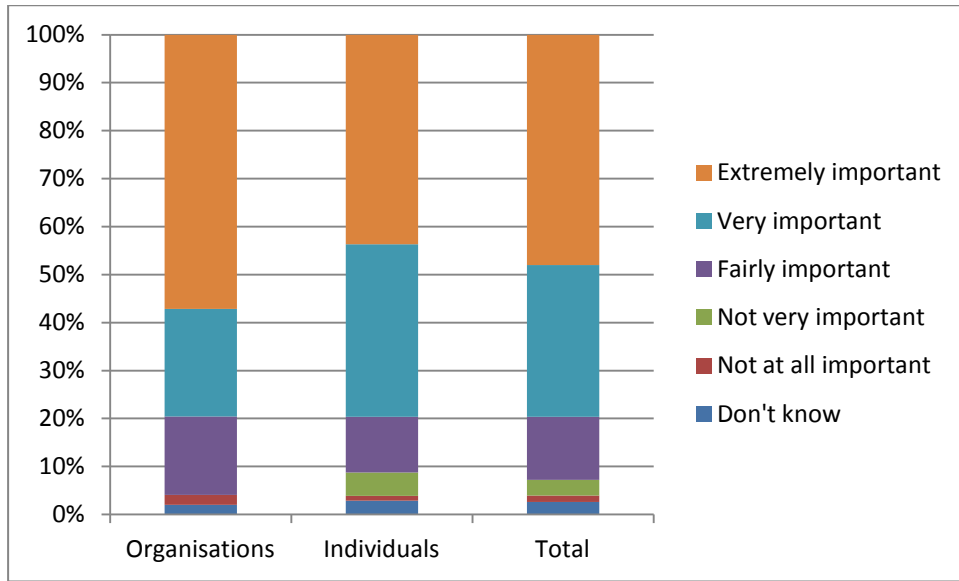
Half of respondents (n=76, 51%) felt the action was 'extremely important' (n=30, 20%) or 'very important' (n=46, 31%). 47 (32%) thought it to be 'fairly important' and 17 (11%) considered it either 'not very important' (n=11, 7%) or 'not at all important' (n=6, 4%). Nine (6%) didn't know.

Of the organisations, 46.8% (n=22) thought it fairly important, 38.3% (n=18) considered it to be extremely or very important, while 8.5% (n=4) thought it not very or not at all important. 6.4% (n=3) did not know.

Of the individuals, 56.9% (n=58) felt it to be extremely or very important, while 24.5% (n=25) thought it fairly important. 12.7% (n=13) considered it to be not very or not at all important; 5.9% (n=6) did not know.



12.3 CHART 12.3: C3 Developing Local Authority resources



152 respondents rated this action. 43 were organisations and 103 were individuals.

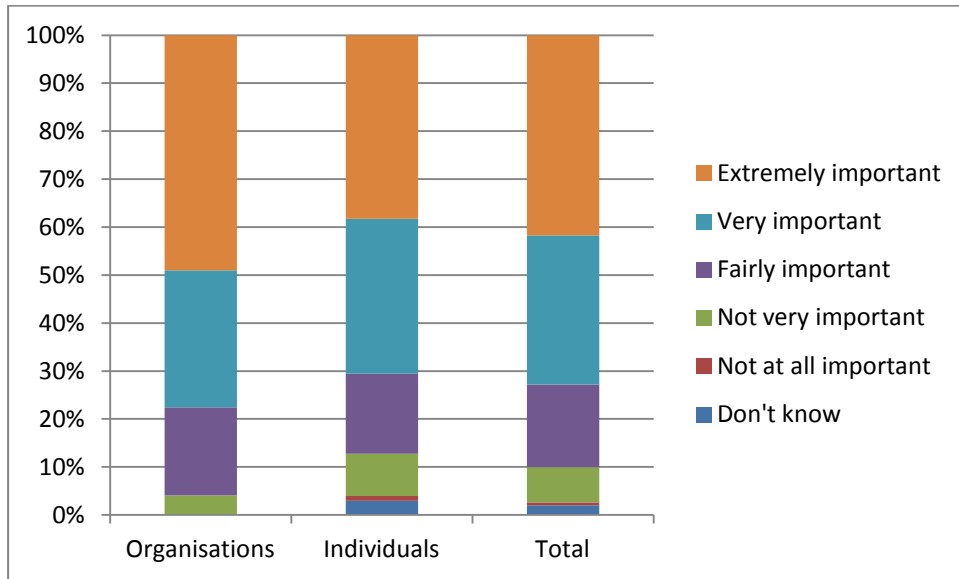
The majority of respondents (n=121, 80%) considered this action to be either 'extremely important' (n=73, 48%) or 'very important' (n=48, 32%). 20 respondents (13%) felt it to be 'fairly important', and seven (4%) considered it 'not very important' (n=5, 3%) or 'not at all important' (n=2, 1%). Four respondents (3%) didn't know.

Of the organisations, 79.5% (n=39) felt this action to be extremely or very important; 16.3% (n=8) found it fairly important. No organisations responded that it was not very important, though 2% (n=1) felt it to be not at all important. A further 2% (n=1) did not know.

Of the individuals, 79.6% (n=82) considered it extremely or very important, while 11.7% (n=12) felt it to be fairly important. 5.9% (n=6) felt it to be not very or not at all important; 2.9% (n=3) did not know.

13.0 SUPPORTING ACTION: LOCAL EMPOWERMENT

13.1 CHART 13.1: D1 Community engagement development (networks, approaches)



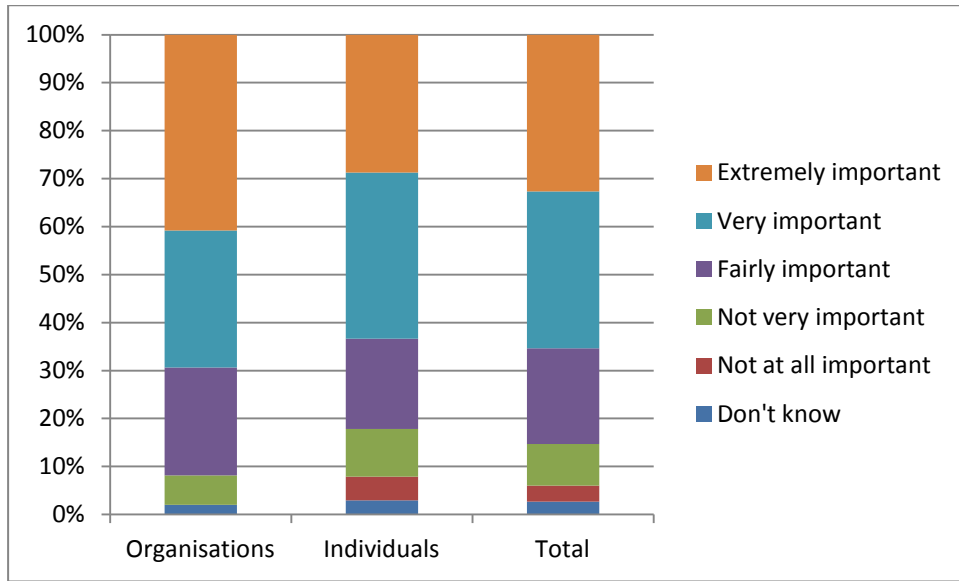
151 respondents rated this action; 49 organisations and 102 individuals.

The majority (n=110, 73%) found the action to be 'extremely important' (n=63, 42%) or 'very important' (n=47, 31%), 26 (17%) thought it 'fairly important'. 12 (8%) found it either 'not very important' (n=11, 7%) or 'not at all important' (n=1, 1%). Three respondents (2%) didn't know.

Of the organisations, 77.6% (n=38) considered the action extremely or very important; 18.4% (n=9) felt it to be fairly important. 4.1% (n=2) considered it to be not very important, but no organisation felt it to be not at all important, or responded that they didn't know.

Of the individuals, 70.6% (n=72) felt it to be extremely or very important; 16.7% (n=17) found it to be fairly important. 9.8% (n=10) considered it to be either not very or not at all important; 2.9% (n=3) did not know.

13.2 CHART 13.2: D2 Community toolkits (systems and guidance)



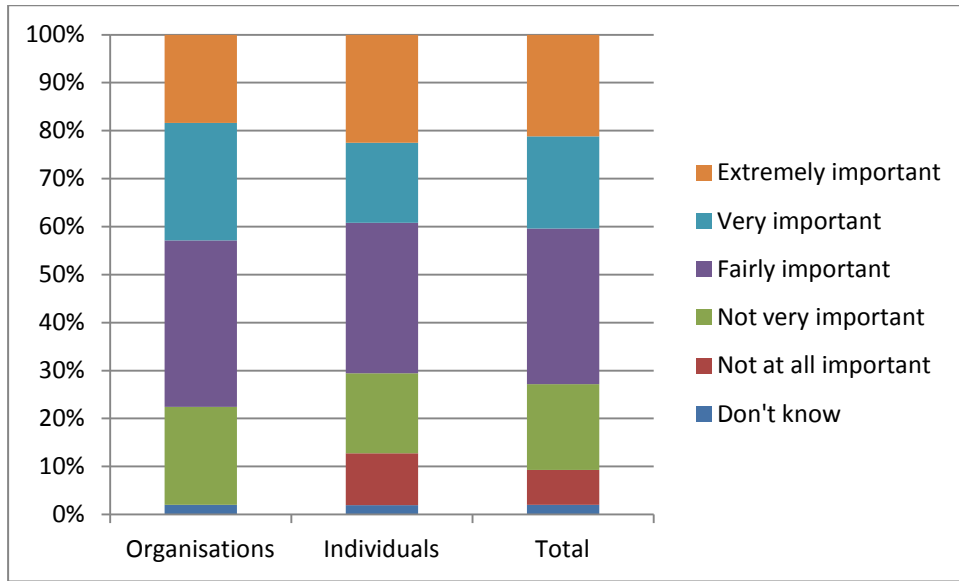
150 respondents rated this action. 49 were organisations and 101 were individuals.

2/3rds of respondents (n=98, 66%) considered this to be 'extremely important' (n=49, 33%) or 'very important' (n=49, 33%). 30 (20%) thought it to be 'fairly important', and 18 (12%) considered it either 'not very important' (n=13, 9%) or 'not at all important' (n=5, 3%). Four (3%) didn't know.

Of the organisations, 69.4% (n=34) thought this action was extremely or very important. 22.4% (n=11) considered it fairly important, while 6.1% (n=3) thought it not very important. No organisation considered it not at all important, while 2% (n=1) didn't know.

Of the individuals, 63.4% (n=64) considered it to be extremely or very important. 18.8% (n=19) found it to be fairly important, while 14.9% (n=15) thought it not very or not at all important. 3% (n=3) did not know.

13.3 CHART 13.3: D3 Celebrating excellence (awards and promotions)



151 respondents rated this action. 49 were organisations and 102 were individuals.

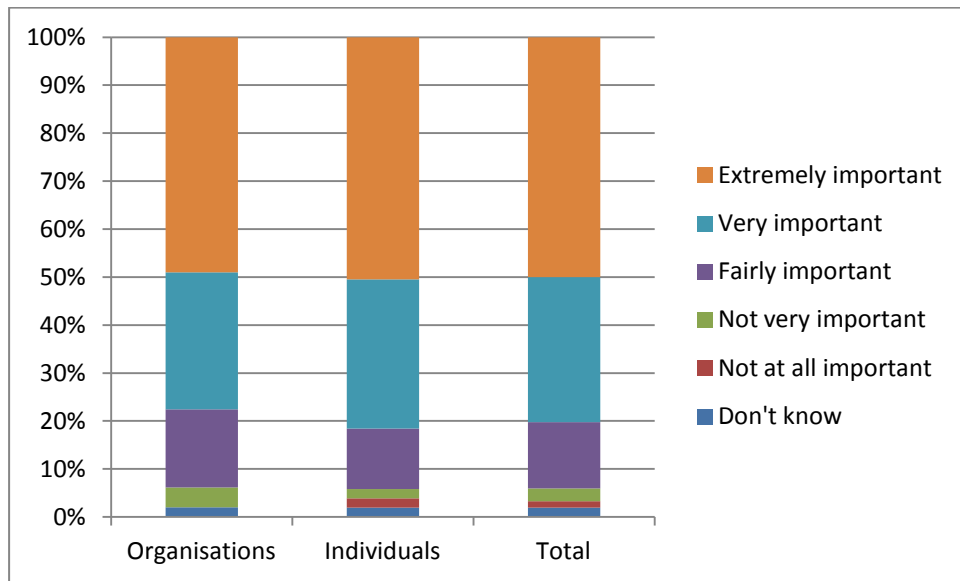
A relative majority of respondents (n=61, 40%) felt this action to be either 'extremely important' (n=32, 21%) or 'very important' (n=29, 19%). 49 (32%) felt it was 'fairly important'. 38 respondents (25%) thought it 'not very important' (n=27, 18%) or 'not at all important' (n=11, 7%). Three respondents (2%) didn't know.

Of the organisations, 42.9% (n=21) felt this action was extremely or very important, while 34.7% (n=17) considered it fairly important. 20.4% (n=10) thought it not very important, though no organisation considered it to be not at all important. 2% (n=1) did not know.

Of the individuals, 39.2% (n=40) thought it extremely or very important. 31.4% (n=32) considered it fairly important, while 27.1% (n=28) found it not very or not at all important. 2% (n=2) did not know.

14.0 SUPPORTING ACTION: ENGAGING WITH THE PAST

14.1 CHART 14.1: E1 Presentation and communication to promote protection



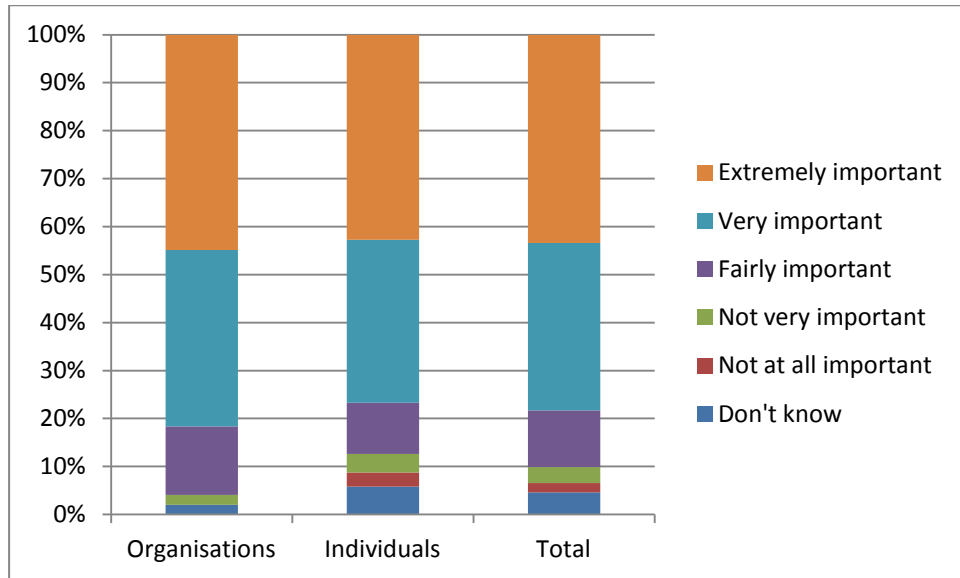
152 respondents rated this action. 49 were organisations and 103 were individuals.

The majority of respondents (n=122, 80%) considered this action to be either 'extremely important' (n=76, 50%) or 'very important' (n=46, 30%). 21 (14%) thought it 'fairly important', while six (4%) considered it to be either 'not very important' (n=4, 3%) or 'not at all important' (n=2, 1%). Two respondents (2%) didn't know.

Of the organisations, 77.6% (n=38) found this action extremely or very important. 16.3% (n=8) thought it fairly important, while 4.1% (n=2) found it not very important. No organisation felt it to be not at all important; 2% (n=1) did not know.

Of the individuals, 81.6% (n=84) considered it extremely or very important. 12.6% (n=13) thought it fairly important, while 3.8% (n=4) considered it not very or not at all important. 1.9% (n=2) did not know.

14.2 CHART 14.2: E2 Participation and research



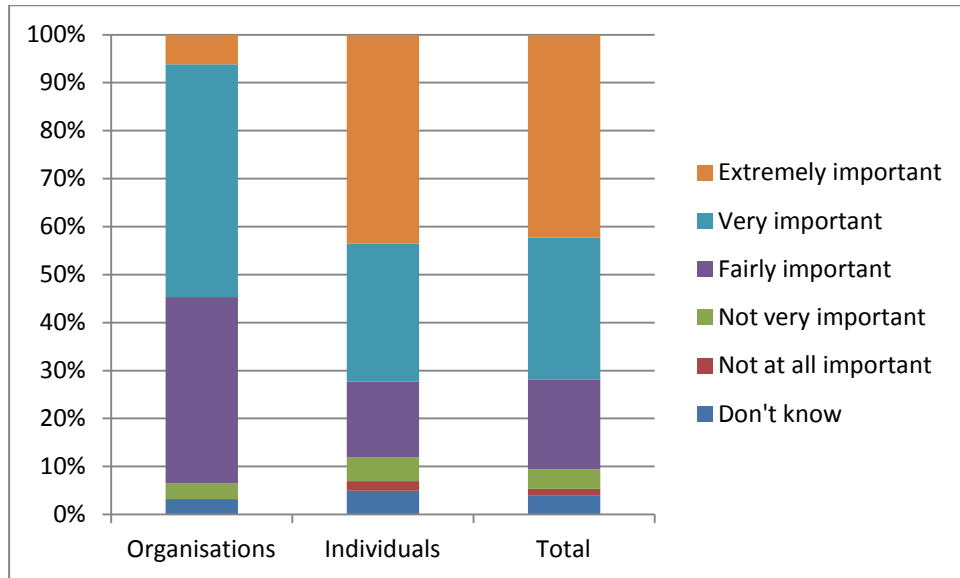
152 respondents rated this action. 49 organisations and 103 individuals responded to the question.

The majority of respondents (n=119, 78%) considered this action 'extremely important' (n=66, 43%) or 'very important' (n=53, 35%). 18 (12%) found it 'fairly important' and eight (5%) thought it was 'not very important' (n=5, 3%) or 'not at all important' (n=3, 2%). Seven (5%) didn't know.

Of the organisations, 81.6% (n=40) thought this action extremely or very important, while 14.3% (n=7) considered it fairly important. 2% (n=1) thought it not very important, while no organisation felt it to be not at all important. 2% (n=1) did not know.

Of the individuals, 76.7% (n=79) considered it to be extremely or very important, while 10.7% (n=11) considered it fairly important. 6.8% (n=7) thought it to be not very or not at all important, while 5.8% (n=6) did not know.

14.3 CHART 14.3: E3 Philanthropy and public support



149 respondents rated this action; 48 organisations and 101 individuals.

The majority of respondents (n=107, 72%) considered this action to be either 'extremely important' (n=63, 42%) or 'very important' (n=44, 30%). 28 (19%) thought it 'fairly important', and eight (5%) thought it either 'not very important' (n=6, 4%) or 'not at all important' (n=2, 1%). 6 respondents(4%) didn't know.

Of the organisations, 70.9% (n=34) thought this action to be extremely or very important 25% (n=12) felt it to be fairly important. 2.1% (n=1) thought it to be not very important, while no organisation considered it to be not at all important. 2.1% (n=1) did not know.

Of the individuals, 72.3% (n=73) found it to be extremely or very important, while 15.8% (n=16) considered it fairly important. 7% (n=7) thought it not very or not at all important. 5% (n=5) did not know.

## 15.0 SUMMARY

The following table presents the top 5 activities by respondent type as identified by the proportion of participants noting that the activity was 'extremely important':

<b>Extremely Important Activities and Supporting Actions</b>			
Individuals	%	Organisations	%
2E2 Capacity loss in local authorities	65%	2E2 Capacity loss in local authorities	79%
8A2 Building specialist capacity / skills to manage heritage assets	59%	6A4 Decision-making in the planning process	72%
2A1 Development Pressure	56%	B1 Training and Development	71%
5A4 Supporting local communities in protecting significant heritage assets	54%	8A2 Building specialist capacity / skills to manage heritage assets	71%
2E1 Heritage Management, conservation and craft skills shortages	52%	5B2 Underpinning local planning processes	68%

The following table presents the top 5 Activities / Supporting Actions if we combine the proportion of respondents that identified Activities / Supporting Actions as extremely or 'very important':

<b>Aggregate of Extremely and Very Important Activities and Supporting Actions</b>			
Individuals	%	Organisations	%
2E2 Capacity loss in local authorities	89%	8A1 Reducing risk to heritage assets through expert advice	96%
8A1 Reducing risk to heritage assets through expert advice	88%	2E2 Capacity loss in local authorities	94%
8A2 Building specialist capacity / skills to manage and conserve heritage assets	86%	B1 Training and Development	92%
B1 Training and Development	84%	8A2 Building specialist capacity / skills to manage and conserve heritage assets	92%
2A1 Development Pressure	82%	Direct capacity building	90%

In both instances, there is a clear message that Activities / Supporting Actions which generate greatest support are concerned with resources, capacity building, training and wider support. This



supports the fact that 66% of respondents to the survey noted that greater emphasis on supporting actions was required.



QA CHECK	
Checked By	ND
Authorised By	ND
Date	26/5/14
Version	Supplementary Report
<i>REF J976</i>	



Jura Consultants Limited, 7 Straiton View, Straiton Business Park, Loanhead, Midlothian EH20 9QZ  
T. 0131 440 6750 F. 0131 440 6751 E. [admin@jura-consultants.co.uk](mailto:admin@jura-consultants.co.uk)

[www.jura-consultants.co.uk](http://www.jura-consultants.co.uk)