

WINCHESTER EXCAVATIONS - 1949-60LEATHER - PART 2

- (61) Small fragment of upper lasting margin (?) with large grain/flesh holes, diam: c. 3.0mm.; stitch length 6.5mm. L: 65mm.

Although the label on this packet refers to a leather sole and there is also a sketch of a sole waist, this specimen itself is not included. The stitch holes indicated on the sketch correspond with those on the fragment examined so it is possible that it may be part of this sole and not an upper margin. The holes appear to penetrate the sketched sole from one side to the other indicating that it is a flesh lamina and not of the full original thickness.

- (62) Upper fragments (2) and cutting scrap (10), also a piece of bone.

(a) Upper: the large fragment (a), L: c. 240mm. x W(max.): c.100mm., has one short straight scalloped edge with stitch holes c. 6.0mm. apart suggesting the top edge of a quarter and on the opposite side there are a few grain/flesh holes, stitch length c. 5.5mm., with some indication of a turned-in lasting margin. The remaining edges are torn and precise orientation of the specimen is not obvious.

(b) Upper: the smaller fragment (b), L: c.110mm. x W(max.):44mm., appears to be a lasting margin with grain/flesh holes, stitch length c. 6.5mm., As for 61. it may be part of a sole.

Cutting scrap: there are the usual inter-section triangles and some skin edges and shanks with holes where the skin was pegged out to dry; also some pear-shaped throat cut-outs.

- (63) Triangular fragment with stamped decoration, 70mm. x 70mm. x 67mm.

Two of the edges have traces of edge/flesh stitching, stitch length 6.5mm. but the piece is possibly a grain lamina so it is not clear precisely what type of stitching was used originally. The stamped decoration has been made single apparently/with a punch and consists of of a circle of eight lenticular dots forming a kind of flower, D: 7.0mm. At least <sup>9</sup> of such flowers are clearly visible forming a square and others run into the cut edge where the pattern is obscured suggesting that originally the adjoining section also had this decoration. It is not obvious what article this fragment came from.

(Draw)

- (64) Large fragment, L: c.330mm. x W: c.80mm., probably the belly edge of a calf skin plus shank, One cut edge, the other original.

(65) Cutting scrap (12) and shoe fragments (2). The scrap consists of the usual triangles and also one large L-shaped piece with all cut edges but no stitches, c. 140mm. x 125mm. (draw) which may have come from an artefact.

\* (a) One narrow thong-like piece broadening at one end has the "pincer teeth" marks already noted in 31, 32, 33, 35, 38. and there are also some "trial" score lines on this piece suggesting that the leather was pulled by the shoemaker to make it slightly larger before cutting out a section.

(b) One fragment is part of an upper with a sharply defined and turned-in lasting margin carrying large grain/flesh stitch holes, ~~stitch~~ length c.5.0mm. The coarseness of this seam and also the fact that it is serpentine suggests leather thonging rather than thread stitching and therefore a late Saxon or early Norman date. L:85mm. x W: c. 75mm.

\* (Draw flesh side up to show serpentine edge)

(Note: some traces of thong/thread remain on the inside at one end - perhaps these could be identified microscopically)

(c) A very roughly circular fragment, D: c. 73mm., with irregular grain/flesh holes round the margin (except where torn) may be a repair patch.

---

(66) Cutting scrap (5) including triangles (some with trial ~~score~~ lines) and shank peg holes. Concave edges indicate the shape of shoe sections which have been cut out

---

(67) Cutting scrap (14) including thongs, narrow trimmings from ~~section~~ edges, triangles and throat cut-outs.

---

(68) Shoe fragment and cutting scrap (4)

(a) Shoe: a very fragmentary turnshoe sole and vamp, possibly right foot. Assuming it is a right foot, the inside (left) edge of the sole has now disappeared but the right side remains with two seams: (i) the original serpentine thonged one, stitch length c. 5.5mm., with some thonging still in situ (see 65. above) and then, further from the edge, <sup>(ii)</sup> a very coarse tunnel seam, c.8.0 - 15mm., where a repair clump was added. These tunnel holes also continue across the waist. The heel seat has now gone but there are traces of repair stitching across the rear end of the waist. L: 175mm. x W:80mm. The upper, vamp only, has the left side lasting margin still turned in and carrying a grain/flesh seam corresponding to the first set of holes in the sole. The remaining edges have deteriorated so there is no indication of the pattern of the remainder of the upper. The toe-shape is fairly pointed. The type of thonged seam suggests

(Winchester, 1949-60 - Leather, Part 2, contd.)  
a late Saxon or early Norman date.

\* (Draw) (see below)

(b) Scrap: <sup>small</sup> narrow pieces with some trial lines.



(69) Cutting scrap and other fragments

(a) One oval piece, now in two separate laminae, could be a repair clump as there are some tunnel stitch holes but this is not certain.

L: c. 100mm. x W: c. 80mm.

(b) Scrap: the largest piece, c. 140mm. x 140mm., has two straight cut edges at right-angles; the other edge appears to be an original skin edge.

(70) Cutting scrap (17) including triangles, skin shanks and one thong; some trial lines.

(71) Cutting scrap (8) including triangles and skin edges; some trial lines.

(73) Cutting scrap (14) including the usual triangles and shanks. The largest piece (a) is a rectangle c. 200mm. x 90mm. with, apparently, all cut edges but whether this is part of an artefact or just scrap is not clear. Another fragment (b) shows very clearly where a section, possibly a vamp has been cut as it has a re-entrant curve. There is also a lump of unidentified material, max. diameter c. 75mm.

(74) Repair sole clump (?) with tunnel stitching in situ. The tunnels are c. 20-30mm. long and the visible thong c. 4.0-5.0mm. between holes. The piece is now very contorted and its orientation is not clear; the thonging appears to go all round. L: c. 125mm.

\* (Draw both sides - possibly after rewetting and flattening)

(72) Cutting scrap (5) and pieces of bone (3). The scrap is mostly triangular with trial lines; also a piece of thong.

(75) Boot leg fragment. This fragment is the top left part of a woman's laced boot of the second half of the 19th century. It has four brass eyelets and machine stitch holes where the eyelet facing and the back-strap were attached. The eyelets are 20mm. apart (centre to centre). W: 115mm.

(Winchester, 1971-81 - Leather, Part 2, contd.)

(76)

*see page 16a*

---

(77) A very small fragment of a narrow leather thong and a piece of cutting scrap; also fragments (9) of wood. The thong, L: c.20mm., was used probably for sole attaching (e.g. see 68 above)

---

(78) Shoe fragments (5) and one piece of cutting scrap.

(a) Waist part, flesh lamina only, of a thonged (or heavily threaded) turnshoe sole, possibly left foot; toe-end, seat and grain lamina have now gone. A prominent marginal rib on the flesh side carries holes penetrating from surface to surface (flesh to original middle), stitch length c. 6.0mm. Two transverse rows of holes show where a repair clump was added. As the grain lamina has now gone the stitching holes through the flesh rib are now visible on the underside (originally the centre of substance of the sole). Note: a welted insole post-1500 normally has a stitching rib similar to this but other factors e.g. width, wear, condition, repair holes all suggest an early turnshoe sole. There is also one detached fragment of rib. L: c.150mm; W (across narrowest part of waist): 85mm.

\* (Draw - rib upwards)


(b) Turnshoe sole. Toe and heel seat ends now gone and generally very deteriorated. The conserving agent has masked detail and it is not certain whether this is a lamina only or the original full substance. The stitch holes are now filled and indistinct but they appear originally to have been edge/flesh ones, stitch length 6.5-7.0mm. Tunnel stitch holes across the front of the waist and a piece of thong in situ near the beginning of the seat both indicate repairs. L:185mm.; W (waist) 75mm. Note: this specimen is a good example of conservation masking details.

(c) Fragment of shoe vamp. This irregular specimen <sup>has</sup> one identifying

(Winchester excavations, 1949-60 - Leather, Part 2, contd.)

(76)

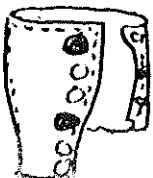
Two parts of a gaiter (or possibly a boot leg); goat or sheep skin, grain inwards. The pieces are the outside (right) and inside (left) of a right leg gaiter (or boot top, but this is less likely), originally stitched together down the slightly curved back and with the inside (left) part passing round the front of the leg to be buttoned to the outside (right) part. The top and front edges of the inside part are in fairly good condition but the bottom edge has now deteriorated; the top edge of the outside part is more deteriorated than its other edges which are quite good. In both cases, the curved back edge where they were joined together by a "closed" seam, remains still turned in. All the original edges have seams which were almost certainly made by machine. As already stated, the backseam was of the "closed" type, i.e. the sections stitched together face to face and then flattened out; small holes, stitch length c. 2.5mm. The other edges have two parallel grain/flesh rows of holes, the first c. 3.0mm. from the edge and the second c. 5.0mm.; stitch length again c. 2.5 - 3.0mm. The first of these rows has clear-cut holes on the outside (flesh) but runs in a continuous groove on the inside (grain); the second row is just the opposite with clear holes on ~~the~~ inside and in a groove on the outside. Clearly separate holes with no grooves between indicate an intermediate or enclosed section where the thread does not rest on the surface but passes through on its to the section to be joined. This difference between the two rows suggests that a binding was added all round by stitching it first to the outside, then folding it over the top and stitching it again to the inside, possibly enclosing the top of a lining at the same time. Such a method, with variations, is still used in shoemaking and Fig... shows two possible types:



The outer part has six plaited and moulded leather buttons, diameter c. 15mm two of which remain attached by a leather thong pushed through their leather shank or loop. The inner part has large button holes of the holes and slot type, <sup>the</sup> top one being placed in a slightly projecting "nose" at ~~the~~ top of the front edge. The outer <sup>part</sup> also has some lines of indentations on its inner surface, 3.0-4.0mm. apart but it is not clear whether these are stitch holes where some reinforcement was added to support the buttons. H (outside part): c. 250mm.

Probably second half of the 19th century.

\*



(Draw if thought relevant to the rest of the report)

(Winchester, 1949-60 - Leather, Part 2, contd.)

short straight cut edge with grain/flesh stitch holes, stitch length c.4.5mm. and showing a fold mark c. 4.0mm. from the edge itself, This indicates the lasting margin, now flattened, of the original turnshoe vamp. It does not match either (a) or (b) above. W (from lasting margin): c. 102mm.

(d) Cutting scrap; has one original skin edge and three cut ones including a re-entrant toe shape; some trial lines.

(79) Cutting scrap (23) and one piece of wood. The scrap includes the usual inter-section triangles with concave edges and some trial score lines; also skin edges with peg holes.

(80) Cutting scrap (46) including the usual triangles and crescent-shaped intersection waste, skin edges and shanks (with peg holes) and some pieces of thong. Several pieces have trial lines and one fragment has a teat. The largest fragment is c. 180mm. x 70mm. (Triangular, from a skin edge).

(81) Cutting scrap (4); very small and with no unusual features.

(82) Turnshoe sole, left foot, complete, with edge/flesh marginal stitch holes; stitch length appears to be c. 5.5mm. but conservation has obscured them. There is abrasive wear at the tread and outside (right) heel seat (where the grain lamina has now disappeared). The specimen has very marked hills and hollows but these do not obviously relate to a foot impression and may be due to contortion during burial.  
L: 220mm.; W (forepart): 80mm.; W (waist): 74mm. Present size corresponds to Size 13 (children's). The shape suggests 10-12th centuries.

\* (Draw - stitching channel upwards)

(83) Backpart of shoe upper, probably left foot. It consists of the outside (left) quarter (now detached and deteriorated) passing round the back of the heel to become the inside (right) quarter. The back and inside quarters are still moulded into shape with a turned-in lasting margin carrying large holes, lenticular in the direction of stitching, c. 3.0mm. long, stitch length 7.0mm.

There is a small triangular stiffener in situ with scalloped stitching round the top edge.

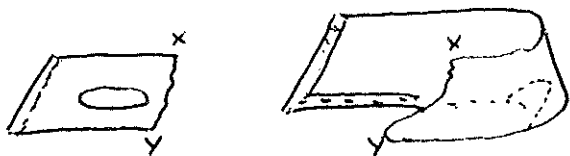
The front edges of the quarters slope forwards to the sole edge and carry a butted seam, stitch length c. 5.0mm., by which they were attached to the vamp. There may have been a triangular insert on the inside.

(Winchester, 1949-69 - Leather, Part 2, contd.)

Both quarters have a hole through which a tie-thong was inserted; the one on the outside is very distorted and drawn.

The grain lamina of the lasting margin at the back of the seat is now detached. It (at back - top to angle of lasting margin): c. 65mm.

(Draw - possibly twice, to show stiffener inside)



(84) Cutting scrap (9). The usual inter-section waste and skin edges (one with a peg hole); also a short piece of strap, c. 80mm. x 15mm. with six small pear-shaped holes; use unknown.

(85) Cutting scrap (21); small fragments with cut edges; also one piece c. 75mm. x 45mm. with a scalloped edge and some thong loops; this may be an upper margin but conservation has masked details so this identification is problematical. Also 13 pieces of wood.

(86) Shoe fragments (The main piece)  
 (a) is the backpart of the upper of a high shoe, the sole of which turned up at the back of the heel seat to fit into a V-shaped space in the upper itself. Although the specimen is very deteriorated it still has some of its various seams: (i) along the top edge, scalloped with edge/flesh holes, stitch length c. 4.5mm. where a top-band or collar was attached; (ii) along the bottom edge - the lasting margin - now only vestigial but with some inward moulding still remaining and with a few stitch holes, probably grain/flesh, stitch length c. 7.0mm., (very indeterminate due to deterioration); (iii) along the front edges where the quarters ~~where the quarters~~ joined the vamp, stitch length c. 5.5mm., and apparently of the "closed" type i.e. face to face.

A most interesting feature is the inclusion of a triangular thong, the lower narrow end of which is inserted through a hole near the lasting margin just to the left of the heel-seat insert and knotted on the inside. Its upper end is 18mm. wide and has a triangular hole. Its top edge is c. 30mm. from the top edge of the quarter.

At the "nose" (top right corner) of the right quarter there are two T-shaped toggles. The tops of the T's are thickened by threading the leather through itself (see Fig...) and the lower ends are knotted at the back. Presumably a tie loop joined these toggles to the triangular thong across the instep of the foot.

Shoes with the sole heel-seats extended into a point and turned upwards



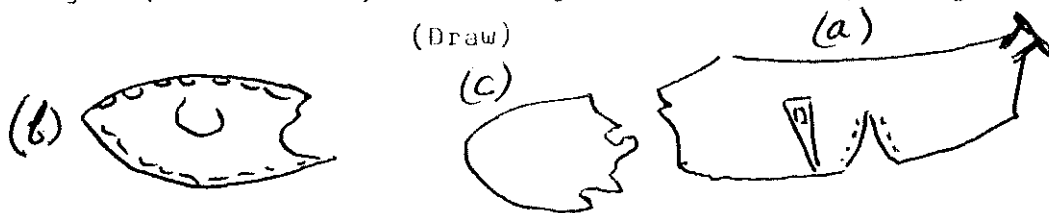
(Winchester, 1949-60 - Leather, Part 2, contd.)

appear to be an importation from Scandinavia and have been found in excavation in Durham and York in this country as well as in Lund in Sweden (e.g. see "Excavations at South Corner Tower, Roman Fortress, York, 1956" by I. M. Stead, in J. Yorks. Arch. Soc. Parts 155 and 156, pp. 525-30. Also includes an account of the Lund shoes).

L (as flattened - between fore edges): c. 295mm.; H (at back) 125mm.

(b) Sole: forepart and part of waist. Very deteriorated but shows coarse edge/flesh holes, ~~stitch~~ length c. 6.0mm. with some thonging still in situ. May belong to (a)

(c) Part of vamp with lasting margin still turned in and carrying grain/flesh holes, ~~stitch~~ length 6.0mm. corresponding with (a) and (b)



(87) Upper fragments (2) and cutting scrap (11).

(a) Upper: the two fragments are both c. 180mm. x 70mm. and have traces of edge seams, otherwise no identifying features.

(b) Scrap: the usual shapes - inter-section waste and edges (one with a peg hole).

(88) Upper fragments (8) and cutting scrap (17). The numerical allocation to these two groups is somewhat arbitrary - some of the scrap may in fact be upper fragments rather than cutting waste.

(a) One fragment, c. 175mm. x 115mm., appears to be part of a turnshoe vamp, possibly right side. The curved throat remains with some slashing at right-angles to the edge and spaced every 6.0mm. Fine edge/flesh stitch holes also go round this throat edge and presumably a collar was attached and subsequently removed and the edge slashed to allow more room for the foot instep. Another stitched edge runs downwards and forwards from the throat towards the now deteriorated lasting margin on the left side, edge flesh holes, ~~stitch~~ length 4.5mm. The lasting margin remains on the right side of the toe, still turned in and carrying grain/flesh holes, stitch length c. 5.0mm.

(Draw - seam up)





(Winchester, 1949-60) - Leather, Part 2)

- (88) (cont.) (b) Scrap; has the usual shapes, one piece quite long, L: c.270mm. x W:c.33mm., probably a piece of belly edge with shank. Also some pieces of thong and an acorn shell.

- (89) Cutting scrap (17), thongs (2) and shoe fragments (2)

(a) Scrap: the usual triangles and narrow trimmings, also one crescent-shaped piece with a re-entrant toe-shape.

(b) Shoe fragments: one is part of a heel stiffener, originally triangular, with its top edge still showing the scallops<sup>and</sup> stitching holes where it was fixed to the inside of the quarters, stitch length: 4.0mm., and the lower edge (lasting margin) still turned in and creased and carrying grain/flesh holes, ditch length: 5.0mm. L: 94mm.; H (max.):25mm

\* (Draw stiffener, seam up)



- (90) Cutting scrap (8); the usual inter-section shapes.

- (91) Cutting scrap (2), also a long tapering thong, L: c.355mm. x W (max.): 9.0mm. One of the pieces of scrap carries some scored trial lines. The thong may be a paring from another section.

- (92) Sole repair clump, left foot; unusually large. Although the extreme toe-end and left side (outside) have now disappeared, what remains is sufficient to show that this clump was very large (present width at waist end - c. 95mm.) and must have been used to repair a shoe which also was very large by medieval standards. The inside margin of the forepart has coarse grain/flesh holes, stitch length: c. 7.0mm., through which <sup>single</sup> a/thick thread (or thong) passed in serpentine fashion, not the two threads in opposite directions as occurs in later methods. The waist edge has a fine seam, grain/flesh holes, stitch length: 4.5mm. Slight scalloping on the edge itself may indicate that the edge was oversewn to the original sole waist.

\* (Draw - seam up)



- (93) Cutting scrap (6) and upper fragments (2). The scrap is the usual mixture; the small upper fragments have traces of seams but otherwise no identifying features. Also a piece of bone.

- (94) Vamp of turnshoe, possibly left foot. The right wing is now deteriorated but the left wing is complete. The lasting margin is still turned in

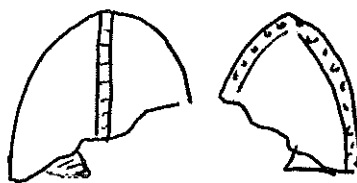
(Winchester, 1949-60 - Leather, Part 2, cont.)

(94 cont.) and well defined and carries grain/flesh holes, stitch length: 6.5mm.

The remainder of the throat edge has slight traces of a butted seam, stitch length: c.4.0mm. (not definite). Down the centre of the vamp there is what now appears to be a row of small embossed rectangles (nearly square), c. 3.5mm. x 3.5mm., but they have probably been made by two parallel rows of stitching pulling the leather together to form a ridge (conservation masks details). L (toe-end to end of wing): c. 200mm.

\*

(Draw both sides)



(95) Cutting scrap (5) and upper fragments (3) (allocation not precise)

The scrap is as usual with some trial lines. The upper fragments have edge seams including a grain/flesh one with a stitch length of 5.0mm., probably an upper seam and another coarse single thread or thong serpentine one, stitch length: 6.0mm., in a lasting margin.

Also a triangular fragment of tile, 70mm. x c55mm. x c. 50mm. and about 14mm. to 17mm. thick.

(96) Backpart of shoe upper consisting of the two continuous quarters, tie-strap and stiffener (a) and also a crescent-shaped fragment with one edge stitched (b).

(a) The backpart is similar to 83 (above) with a single piece of leather passing round the back of the foot to form the two quarters. The right fore-edge slopes forwards to the lasting margin *and* has a butted or close seam (it is not clear which) either edge/flesh or grain/flesh, stitch length 4.5mm. The left side has a rectangular cut-out near the front top corner and there are traces of stitching round this suggesting an insert. The lasting margin has now mostly gone but what remains is well-defined and turned in with grain/flesh holes, stitch length 8.5mm. There is a nearly horizontal slot in each quarter and a strap, c.210mm. x 10mm., has been passed through these <sup>wherever</sup> by the excavator or by the original wearer is not known; its present position would not allow the foot to enter the shoe. The stiffener, now detached, is half-elliptical with a stitched and scalloped top edge, stitch length 4.5mm., where it was overstitched to the inside of the quarters and where the stitch holes still remain and coincide. It has an incomplete moulded lasting margin with grain/flesh holes, stitch length 8.5mm., again matching those on the upper. H (at back above lasting margin): c. 70mm.

(Draw)



(Winchester, 1949-60 - Leather, Part 2, contd.)


- (96) (b) Another smaller crescent-shaped section appears to be a fragment  
(cont) of a vamp with some remains of the lasting margin, stitch length: 5.0mm.,  
and a short line of central embossing extending from this margin.  
It may be the toe-end of a vamp with a central decoration as noted in  
94 (above), the remainder of the vamp having been cut away. The  
difference in stitch length in the lasting margin suggests that it does  
not belong to the quarter (a). L: 125mm. x W(max): 25mm.

\* ~~(Draw (a) and (b))~~  
(see p. 21)

- (97) Shoe fragments (9). Conservation <sup>and flattening</sup> / have masked some details.

(a) A fragmentary flesh lamina from a thonged turnshoe sole with a  
fragment of the upper and prominent thong loops in situ. These loops,  
stitch length c. 6.0mm. (variable) show clearly the serpentine stitching  
through an edge/flesh seam in the sole and a grain/flesh one in the  
upper. L: c. 195mm. Late Saxon or early Norman.

\* (Draw to show seam)



There is also a detached fragment belonging to the above.

(b) and (c) A pair of large fragments now separated but originally the  
two sides of a one-piece shoe upper: (a) L: c. 220mm. x W (max): 90mm.;  
(b) L: c. 260mm. x W (max): c. 82mm. Both sections have two long and  
almost straight edges with slight scalloping and traces of stitching  
suggesting that they were the top edge of the quarters to which a  
top-band or collar had been attached. In both cases this presumed  
top edge finishes with a short straight edge at c. 30° and c. 30mm. long  
carrying a fine grain/flesh seam, stitch length 2.0mm.; these two edges  
were presumably joined to each other to form the central line of the shoe  
vamp. The actual toe-end has now gone but there is a very short piece  
of lasting margin on the right side showing that the toe was beginning  
to curve in here; this piece of margin has grain/flesh holes, stitch  
length 5.0mm. The opposite ends of each section, H (right one): c. 80mm.,  
are now very deteriorated but the left one has traces of a grain/flesh  
seam, stitch length: c. 6.0mm., presumably where it was joined to its  
fellow. The bottom edge of each section is now very deteriorated with  
only traces of the lasting margin on the right side as already stated.  
The right section has a sloping slot with an inserted tie strap.

(Winchester, 1949-60 - Leather, Part 2, contd.)

(97) There seem to be three possibilities:

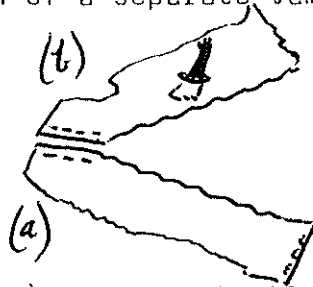
cont.

(i) This shoe was made from one long piece of leather passing round the back of the foot and joined down the vamp centre. At the back there could have been an extended sole V-shaped insert which would explain the stitching at the back.

(ii) The quarters were not continuous but joined at the back, the front vamp seam being decorative and the vamp wings becoming the quarters.

(iii) Each quarter was a continuation of a separate vamp side with a central vamp seam and a backseam

(Draw side by side)

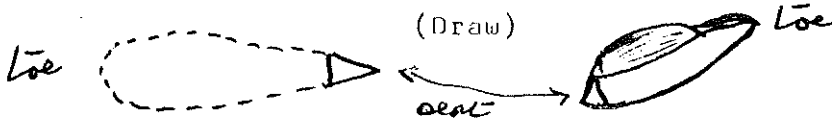


There is no reason why (a), (b) and (c) should not all belong to the same shoe and there are similarities with the one from York referred to under 86 (above).

There are also three small pieces of lasting margin, presumably part of (b) or (c) and some pieces of cutting scrap.

(98) Cutting scrap (7), a sole seat V-extension, a piece of thong, some wood, bone and an acorn. The scrap is the usual type - inter-section pieces and edges.

(a) The sole seat extension is a triangular fragment, now delaminated but with both layers remaining. Two of the edges have large scallops and grain/flesh holes, stitch length: c. 5.5mm. The other edge is torn where it has broken away from the rest of the sole. c. 50mm. x 50mm. x 50mm. It is just possible that it may be the seat extension of 97.



(99) Shoe fragments (3) and cutting scrap (29)

(a) A fragment of upper, c. 70mm. x 75mm. with one straight edge, turned in (from grain surface) and carrying grain/flesh stitch holes, stitch length: 5.0mm., probably showing where it was joined by a "closed" seam (face to face) to another section.

(b) A fragment of the grain lamina of a sole repair clump with tunnelled thonging, c. 4.0mm.-6.5mm. on the surface and up to 15mm. in the tunnels.

(c) A fragment of the flesh lamina of a sole repair clump with some thong in situ; probably associated with (b)

The scrap is the usual mixture of inter-section triangles and crescents,

(99) some with trial lines. One fragment (d) has the teeth marks  
cont. previously noted.

(100) A shoe fragment, a long thong and cutting scrap

(a) Shoe fragment: a triangular flesh lamina, c. 75mm. x 65mm. x 70mm., with stitch holes, ~~st~~itch length c. 8.0mm. along two edges. Very similar to 98.(above) and may be a sole seat extension.

(b) The thong is c. 260mm. long, 5.0mm. wide and 1.0mm. thick, tapered at one end. Presumably it was <sup>intended to be</sup> used for sole attaching or clump repairing.

The scrap is of the usual type showing trial lines and peg holes.

(101) Two very deteriorated shoe fragments and one other fragment, not identified.

(a) Appears to be the toe-end of a vamp thonged to the toe-end of a sole, L: c. 85mm. x W: c. 110mm. There is some thonging still in situ, stitch length c. 5.5mm. The deterioration is so great that positive identification is not possible. Late Saxon or early Norman.

(b) May be another toe-end, possibly the fellow to (a). There are traces of thonging but no other identifying features.

(c) A piece of cutting scrap, roughly rectangular c. 70mm. x 60mm. with three concave cut edges showing where other sections have been removed. It has a central oval holes, c. 25mm. x 17mm., suggesting a washer or toggle. No other identifying features.

(102) Toe-end of a turnshoe vamp with a fragment of a repair clump thonged underneath. The left side only of the toe remains but it has a well-defined lasting margin carrying lenticular grain/flesh thong holes, stitch length c. 6.5mm. There is only a slight trace of the original sole but a large fragment of clump with coarse thonging caught into the lasting margin, ~~st~~itch length: 9.0 - 12mm. L(max): c. 90mm.

\*

(Draw - clump up)



Also 7 other fragments.

(103) Cutting scrap (7), a very small piece of shoe scrap and three fragments of wood. The scrap includes a fairly large shank (L: c. 250mm.)

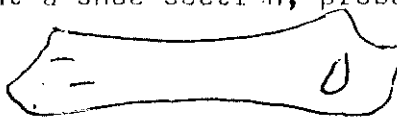
(104) Cutting scrap (10); usual curved edges and trial lines.

(105) Cutting scrap (29), a piece of wood and a bone fragment. The usual mixture of triangles with concave edges, skin edges, thongs and shanks.

(Winchester, 1949-60 - Leather, Part 2, Contd.)

- (106) Cutting Scrap (10). It includes one large piece of skin edge, probably calf, waisted shape, c. 310mm. x 70mm. at the narrowest place. The cut edge is concave showing that a shoe section, probably for an upper, was cut from it.

(Draw)



Other sections include inter-section triangles and other fragments as well as a tear-shaped piece possibly removed from a vamp throat.

(107) Shoe fragments

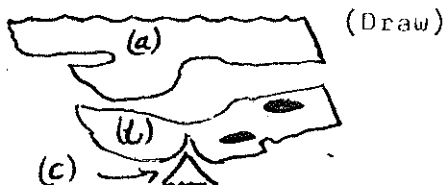
(a) Top part only of a pair of continuous shoe quarters (i.e. passing round the back of the heel without a seam). The top edge is scalloped with a grain/flesh seam, stitch length: 5.0mm., and this continues down the right end (over the instep), sloping downwards and forwards. The lower edge is now torn and indefinite. L: c, 245mm.

(b) Lower part only of pair of continuous shoe quarters with a V-shaped inlet where the back of the extended sole was turned up to join it; each edge of this inlet has grain/flesh seam, stitch length c. 6.0mm., and this continues a short distance along the bottom of the section each side of the V-gap until the deterioration begins. The right fore-edge is cut, slightly V-shaped forward, and has traces of a seam in the lower part where it was joined to the wing. There are also slight traces of what may be a seam c. 15mm. from this edge but this is not certain. Two holes c. 15mm. x 7mm. show where a latchet-tie was inserted. Apart from the bottom of the V-gap nothing of the lasting margin remains. L: 190mm.

(c) Two triangular fragments - laminae of the same piece - are probably the sole heel-seat extension fitting into the V-gap in (b)(above). The edge/flesh seam either side of the point has a stitch length of 5.0mm similar to (b).

(d) Five other fragments include parts of an upper lasting margin (probably from the waist) with grain/flesh holes, stitch length 5.0mm.; a fragment of sole lamina with slight traces of a seam.

It seems probable that (a), (b), (c) and (d) all belong to each other, either as part of the same shoe or as parts of the pair.



- (108) A large fragment of shoe upper; very deteriorated and delaminated and only identifiable by an edge seam, grain/flesh, stitch length 5.0mm.

(Winchester, 1949-60 - Leather, Part 2, contd.)

- (108) contd. There is slight evidence of scalloping so this may be the top edge of a shoe quarter (which normally survives better than the lower edge - the lasting margin). Also both ends are cut and slope downwards with a slight V nearly half-way down (see 107b). This piece may therefore be the two continuous quarters of a low boot but this identification (and orientation) is not positive. L: c. 235mm. x H: c. 135mm. There is also a piece of triangular cutting scrap with a scored line and three pieces of wood
- 
- (109) Cutting scrap (7) including one very long narrow skin edge, L: c. 750mm. x W (at the narrowest place): c. 20mm. Its long cut edge does not show the shape of individual shoe sections which suggests that either the skin was "squared" before cutting into sections or some other large object such as a garment or a bag was cut out. The other scrap includes offals, <sup>and</sup> triangular and crescent shaped intersection waste.
- 
- (110) Cutting scrap (42) including the usual inter-section triangles; also thongs and vamp cut-outs (laminae). Several pieces have score lines.
- 
- (111) Cutting scrap (13) and a washer. The scrap is of the usual types - intersection waste and offals. The washer (a) is very roughly hexagonal, D (max.): c. 43mm., with a central circular hole, D. c: 15mm.
- 
- (112) Wood fragments (10)
- 
- (113) Cutting scrap (3), a piece of thong and scraps of wood (3). One of the leather scraps may be a vamp throat cut-out.
- 
- (114) A narrow triangular fragment with all cut edges, c. 70mm. x 70mm. x 14mm. It may be the end of tie-thong or just cutting scrap.
- 
- (115) A piece of cutting scrap, trapezoidal shape, L (max.): c. 200mm. x H (max.): c. 114mm. It appears to be from the edge of a skin with two original (or torn) edges) and two cut ones, these having slight curves showing where sections have been cut. One of these edges has a trial score line running very close to it showing where the shoemaker did a rough pattern lay-out before cutting.
- 
- (116) Cutting scrap (66); the usual mixture. One piece is a long narrow skin edge, L: c. 450mm. with a trial score line running alongside the cut edge. Another very small fragment has the teeth marks already noted.

(Winchester, 1949-60 - Leather, Part 2, contd.)

(117) Cutting scrap (2) and wood (bone?) fragments (18). The leather scraps are both skin shanks, one with teeth; both have the curved cut edges where sections have been cut away. Probably calf. One has a peg hole (used in drying the skin).

(118) A piece of wood (?). L: c. 198mm.

(119) Cutting scrap (10); the usual mixture of inter-section triangles and other shapes and skin edges; ~~Some~~ score lines.

(120) Cutting scrap (2), both small inter-section triangles.

(121) Shoe upper, right side only; continuous vamp and q<sup>u</sup>arter. The extreme toe-end has now gone and there is a torn edge where ~~the~~ left side of the vamp continued. There the edge continues up the centre of the instep for c.40mm., projects upwards slightly, then turns down and becomes the top horizontal edge of the quarter. <sup>the whole of</sup> this edge is stitched and scalloped, stitch length 4.5mm.. The left end is now deteriorated but presumably <sup>the section</sup> originally passed round the back of the heel to become the left quarter and join the left vamp wing. Since the join would normally be on the inside (next to ~~the~~ opposite foot) it may be assumed that this specimen is for a right foot. A slot near the angle of top and instep is where the latchet tie was inserted and two parallel cuts lower down may be connected with this (or they may be just be the result of cracks developing in the leather during burial. The lasting margin has now disappeared for most of its length but there is some of it left, c. 100mm. long, at the forepart, still turned in and with a grain/flesh seam, stitch length c. 6.0mm. and with some evidence of re-stitching. L: c. 255mm.

\*

(Draw)



(122) Cutting scrap (17). Apart from the usual mixture of inter-section waste, skin edges and a piece of thong, two items are noteworthy:

(a) A piece of scrap showing what appears to be the waist and heel seat curve of a sole. The present specimen, however, is thinner than one would expect for a sole; this may be due to shrinkage in burial or it is just possible that the section may have been been a sock, i.e. a cover for the inside of the sole. This fragment also has the teeth marks already noted and score lines. L: 200mm. x W: 105mm.

\*

(Draw )





(Winchester, 1949-60 - leather, Part 2, contd.)

- (122) (b) A tie-thong, L: 225mm., W: 7.0mm., pointed at one end and  
 contd. broadened at the other (max. W: 25mm.) Now delaminated for most of the  
 length.

\* (Draw b)

- (123) Cutting scrap (26), mostly triangular but including some thongs. Some  
 scraps are laminae of the same piece. One piece (a) is heavily  
 "warbled", i.e. has holes made by the warble fly); this piece also has  
 the teeth marks already noted.

- (124) Cutting scrap (c.80) including inter-section triangles, fragments with  
 re-entrant curves from upper (or sole) sections, thong fragments (c.10)  
 skin edges and shanks; also a throat cut-out (a). Both cow and goat  
 skins appear to be represented. Some trial lined and at least one  
 piece with the teeth marks already noted. The only unusual piece, (b),  
 is a rectangular one with rounded corners, and slightly curved sides, c. 85mm. x 65mm. Its  
 purpose is not apparent.

- (125) Cutting scrap (3), thongs (3) and <sup>(2)</sup> fragments of upper. The scraps are  
 all triangular; one of the thongs is c. 450mm. long.

(a) The shoe fragments are very distorted and deteriorated but show  
 seams. One is possibly a lasting margin with grain/flesh holes, stitch  
 length: 6.0mm.; the other is a side seam.

- (126) Cutting scrap (2), both irregular shapes and one possibly a shank with  
 a peg holes.

- (127) Shoe fragments (3) and cutting scrap (7).


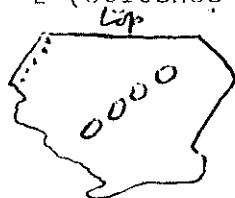
(a) The main shoe fragment is <sup>a</sup>very roughly triangular piece of upper,  
 apparently a quarter, with cut edges and stitch holes and the knotted end  
 of a <sup>tie-</sup>thong in situ; now delaminated. The orientation is not completely  
 positive since the direction of the tie-thong ends does not seem to  
 agree with the identification of the two <sup>main</sup> cut edges, both plain, as being  
 the top and front of a quarter. The short stitched edge, L: c. 42mm.,  
 has grain/flesh holes, stitch length: 4.5-5.0mm., and it is slightly turned  
 in suggesting a lasting margin. This, however, seems rather improbable  
 since (i) the seam is much finer than would be expected for sole  
 attaching (ii) the tie-thong would be pointing downwards instead of  
 over the instep, (iii) the opposite cut edge has a projection near the  
 bottom suggesting the start of the waist, (iv) there are traces of

(Winchester, 1949-60 - Leather, Part 2, contd.)

(127) scalloping along the presumed top edge, which is quite normal.  
 contd. The most probable **orientation** and positioning therefore is as shown in  
 fig ... which suggests that ~~the~~ short seam is the junction with the  
 back part of the upper, the lower part **of** the quarter and lasting  
 margin having now gone. L (stitched edge to instep edge): c. 140mm.

\*

(Draw)  
 (best  
 order)



(b) Two small triangles, laminae of ~~the~~ same piece, with two scalloped edges and one torn one are probably the heel-seat extension of the sole for (a), showing where the sole turned up to fit into the V-gap in the back of the upper. Stitch length: c. 5.0mm.

---

(128) Cutting scrap (7); three triangles and four skin ~~edges~~ (including one shank with a peg hole. Some scored trial lines.

---

23.2.81

*John W. Thornton*  
 (J. H. Thornton)