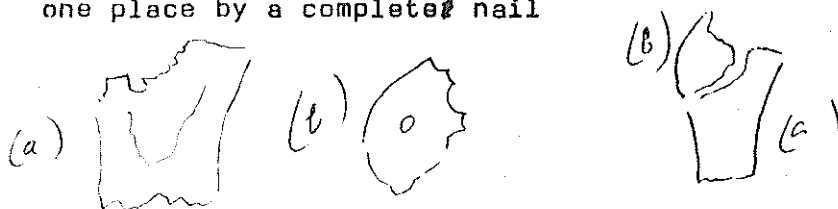


LITTLE WALTHAM - LEATHER

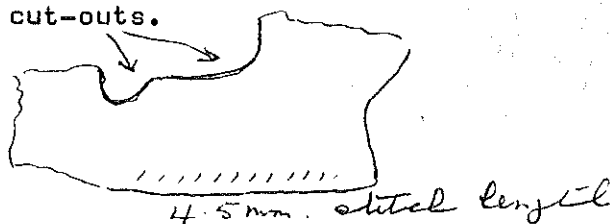
9-1

729557

- (a) Fragments of a pair(?) of nailed sandals. One specimen is the waist portion of a left-foot laminated sole unit consisting of an insole, a shank, a middle sole and an outer sole, heavily nailed, and also traces of a central thong to hold the sections together before nailing. The scatter of nail holes (and some nails in situ) suggests that the sandal was nailed more than once, possibly as a repair. In some cases several nail heads have corroded together.
- (b) Another section appears to be the outside toe portion of (a) with small fragments of all the laminae held together in one place by a completed nail




- (c) At least two other bottoming portions with nail and thong holes; possibly from the right foot of (a)
- (d) Various pieces of upper (?) with pairs of stitch or thong holes near the edges. It is not clear whereabouts these were placed.
- (e) Two pieces of upper possibly from the back with stitch holes (4.5 mm. between centres) along one edge and traces of what may be decorative cut-outs.



- (f) Small pieces of beading with traces of fine stitching along the flanges (c. 2.5 mm. length).



Purpose unknown but may have been inserted between adjacent edges of upper; I have not previously seen this feature in Roman shoes.



LITTLE WALTHAM - LEATHER (continued)

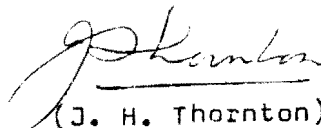
- (g) Numerous small fragments and nails, some of the latter showing the typical bend resulting from hammering them through the soles unit on to an iron last.
-

Suggested drawings

I suggest that (a) and (b) should be drawn together in their correct relative positions and from both sides:

- (1) insole grain side upwards
- (2) Sole side upwards showing nail heads.

Also one fragment of (d) and one of (e) showing stitch holes.


(J. H. Thornton)

examination: 7.8.74

report: 22.9.74